

FISCAL YEAR 2027

PROGRAM BUDGET

People in the San Diego region need solutions to their transportation challenges now. In an effort to implement as many solutions as possible, as soon as possible, the FY 2027 budget is centered on a results-oriented delivery strategy. The goal of this strategy is to move as many projects into construction as early as possible by focusing our resources on projects and programs that align with policy and directives (including TransNet and the Regional Plan), have current funding opportunities, and are ready to be delivered. We will continue to advance all the projects and programs in our budget while being strategic about timing and funding and prioritizing safety, multimodal solutions, and subregional representation.

Overall Work Program


An inventory of regional planning projects and programs



Regional Planning

Regional Operations and Services

Management of ongoing operational programs and customer services



Data Services



Toll Operations



Transportation Services

Capital Program

Near-term and long-term infrastructure building, improvement, and maintenance projects



Regional Bikeways



Major Corridors



Rail Projects

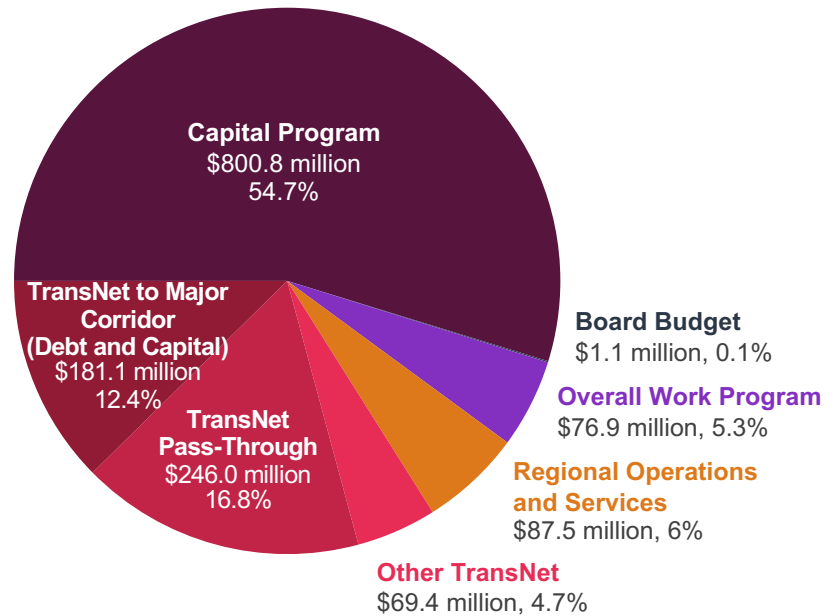


Environmental Mitigation

Budget Overview

Total Budget Breakdown

The SANDAG Board of Directors approves a budget every year, which is a comprehensive financial summary of the agency’s activities and includes three primary components: the Overall Work Program, the Capital Program, and Regional Operations and Services. The SANDAG Program Budget sets out our planned activities, illustrates how our work aligns with the priorities of our member agencies, and positions us to serve the region through the delivery of major infrastructure projects, policy initiatives, and regional services.



* Pass-through funds go to local jurisdictions and transit operators.

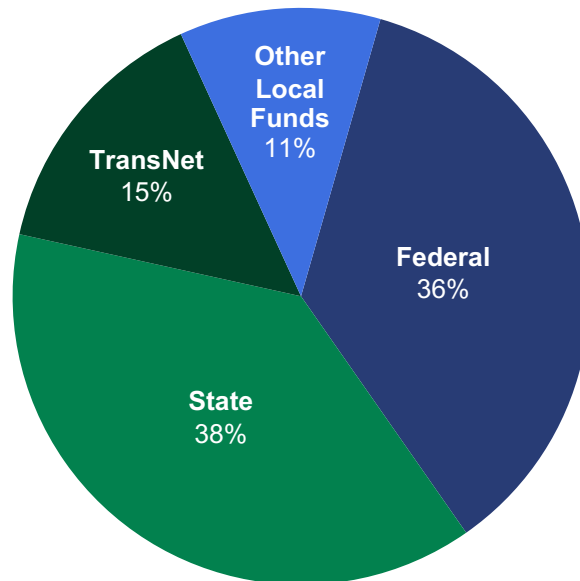
NOTE: Totals include administration budget which is allocated to the above programs/projects.

Budget Revenue

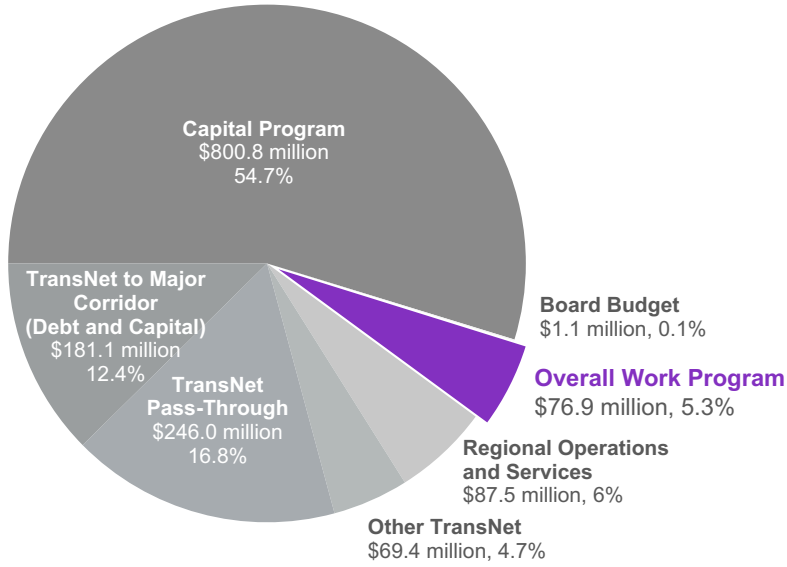
for Overall Work Program, Regional Operations and Services, and Capital Program

The SANDAG budget includes more than 100 different revenue sources representing a mix of state, federal, and local funding. SANDAG receives both formula and competitive funding from state and federal governments. Collectively, state and federal funding typically make up between 70 to 75% of the annual budget.

Local funds comprise 25 to 30% of the annual budget, and more than half of our local funds come from the TransNet Program. For more than three decades, TransNet has been the driving force for improving transportation infrastructure in the San Diego region. For every \$1 of TransNet funding, SANDAG leverages close to \$3 in federal, state, and other local funds. Other local funding sources include local grants and revenues from express lanes and toll roads. Additionally, the 19 jurisdictions are assessed a fee each year according to population.



Overall Work Program Projects

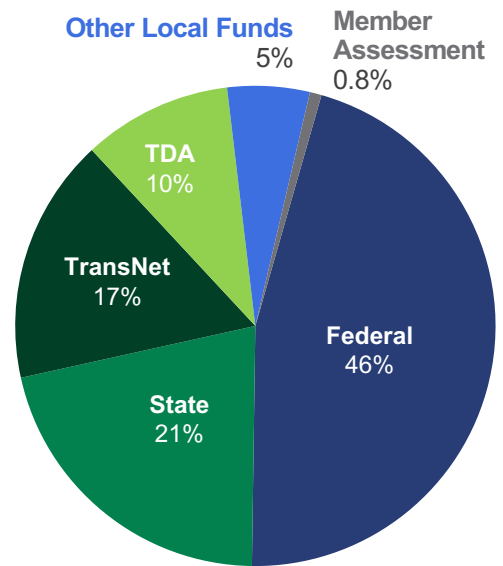


The Overall Work Program (OWP) is an inventory of the regional planning projects and programs that will be undertaken during the fiscal year. Planning, our core responsibility, is where everything begins. It encompasses budgeting, data and research, community engagement, and more. Examples of this work include the Regional Plan, transit planning, and grants. All of the OWP projects aim to improve quality of life for residents and visitors. TransNet is an important funding source for many grants, projects, and programs in the OWP.

58 Total OWP Projects

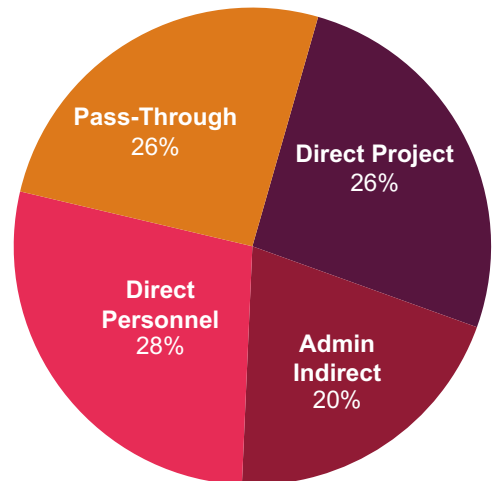
Revenue

Federal	\$35,209,850
State	\$16,386,676
TransNet	\$12,725,033
TDA	\$7,718,458
Other Local Funds	\$4,259,613
Member Assessment	\$607,698
TOTAL OWP Revenue	\$76,907,328



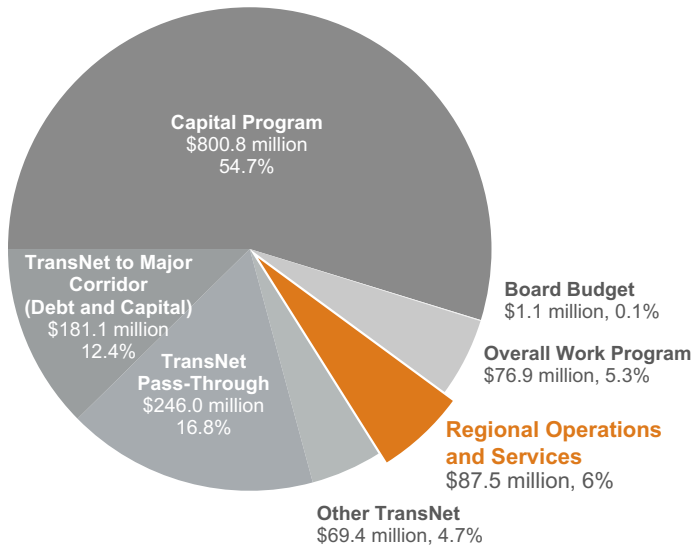
Expenses

Direct Project	\$20,042,338
Admin Indirect	\$15,531,507
Direct Personnel	\$21,529,011
Pass-Through	\$19,804,472
TOTAL OWP Expenses	\$76,907,328



Regional Operations and Services

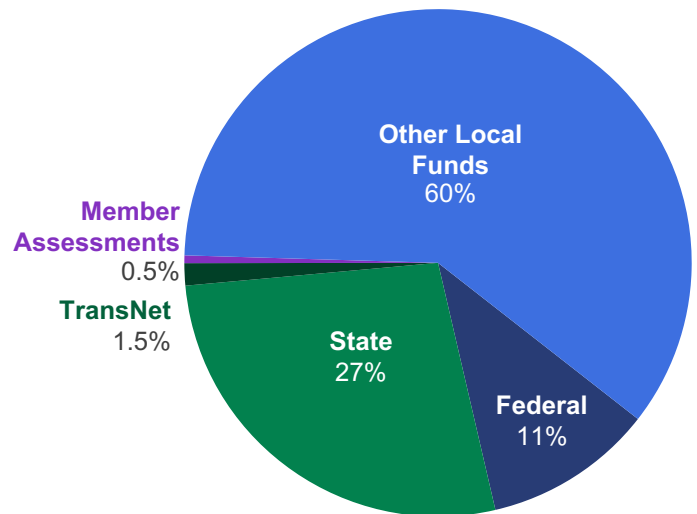
This component of the budget covers management of ongoing operational programs and customer services that deliver enhanced mobility and public safety services. It provides for maintenance and support of intelligent transportation and regional law enforcement data systems that support travelers and public safety agencies in the San Diego region.



31 Total Regional Operations and Services Projects

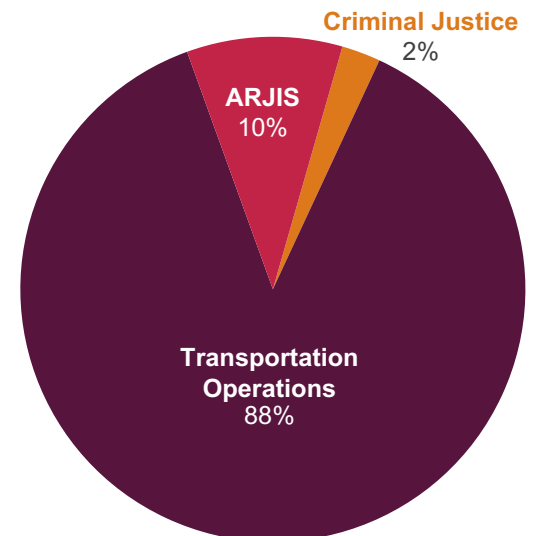
Revenue

Federal	\$9,458,841
State	\$23,796,538
TransNet	\$1,238,469
Member Assessments	\$429,670
Other Local Funds	\$52,572,000
TOTAL Operations Revenue	\$87,495,518

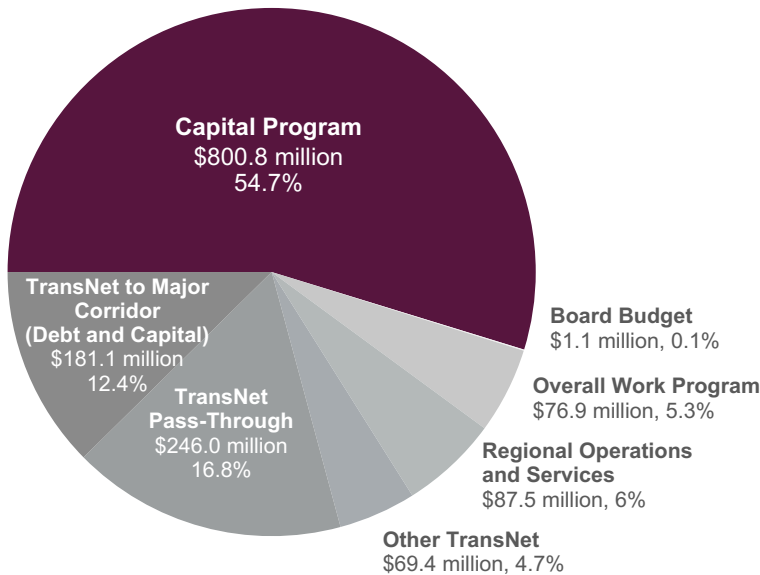


Expenses

Criminal Justice	\$2,205,471
Transportation Operations	\$76,807,571
ARJIS	\$8,482,476
TOTAL Operations Expenses	\$87,495,518



Capital Program

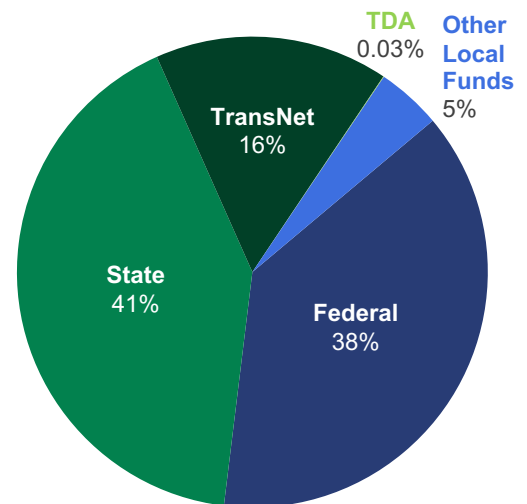


The Capital Program budget is the largest component of the SANDAG Program Budget. It includes the multiyear TransNet Major Corridors and Regional Bikeway Program and other transit and capital improvements. Capital projects include near-term and long-term infrastructure projects and encompass activities such as environmental clearance efforts, design, outreach, engineering, and construction. In addition to major corridor and bikeway projects, this component of the budget includes rail projects, mobility improvements at the border, environmental mitigation, and more.

117 Total Capital Projects

Revenue

Federal	\$304,665,471
State	\$331,667,066
TransNet	\$128,487,355
TDA	\$356,656
Other Local Funds	\$35,634,288
TOTAL Capital Revenue	\$800,810,836



Expenses

TransNet Program of Projects (POP)	\$347,976,836
TCIF Good Movement	\$276,939,000
Regional Bikeway	\$81,071,000
Major Capital	\$84,621,000
Minor Capital	\$1,127,000
Pending Closeout	\$7,077,000
CMCP	\$1,999,000
TOTAL Capital Expenses	\$800,810,836

