

2026 | TRANSNET GRANT PROGRAMS BIANNUAL PERFORMANCE REPORT

Through December 2025, the TransNet Extension Ordinance has raised \$5.4 billion. The funds are allocated according to a detailed [expenditure plan](#) that includes specific projects, programs, and grant programs. TransNet funds numerous transit, highway, freight, bikeway, and walkway projects, as well as an environmental conservation program, transit fare subsidies, and grants for smart growth, active transportation, and transportation services for older adults. These programs include:

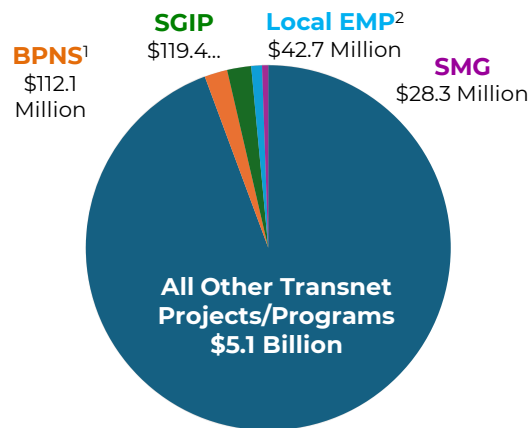
- Active Transportation Grant Program (ATGP)
- Environmental Mitigation Program Land Management Grant (EMP LMG) Program
- Senior Mini-Grant (SMG) Program
- Smart Growth Incentive Program (SGIP)

The chart on the right illustrates TransNet revenue streams for the four grant programs listed above. A [master list](#) of all SANDAG grant program awards, including TransNet grant programs, can be found on the [SANDAG Grants web page](#).

Performance Report Period

This Independent Taxpayer Oversight Committee (ITOC) Performance Report covers the reporting period between July 1 and December 31, 2025. This report provides an update on completed grant projects, top performance measures, and expenditures for grant programs relevant to the ITOC.

Transnet Revenue To-Date (\$5.4 Billion)




1 - BPNS: The SANDAG Board approved a \$1 million annual set-aside for the ATGP. The remaining Non-Grant TransNet Revenue is for the Bicycle, Pedestrian, and Neighborhood Safety (BPNS) Program Fund, which supports the SANDAG Bike Plan Early Action Program (EAP).

2 - Local EMP: The Local EMP allocates \$4 million annually to the EMP LMG Program to implement regional habitat management and monitoring efforts. The remaining Non-Grant TransNet Revenue is used for mitigation for major highway and transit projects identified in the Regional Plan.

Completed Grant Projects

The following chart illustrates the number of completed projects during the reporting period.

Completed Grant Projects By Program



Smart Growth Incentive Program (SGIP)

Two SGIP projects were completed during this reporting period.

City of Escondido – Escondido General Plan Amendments and Environmental Review (Cycle 5)

The grantee was awarded \$175,000, and the grant began on September 27, 2022. The project took 38 months to complete and received two project schedule amendments. The project resulted in amendments to [Escondido's General Plan Safety Elements](#) and created a [new Environmental Justice element](#). These amendments will reduce

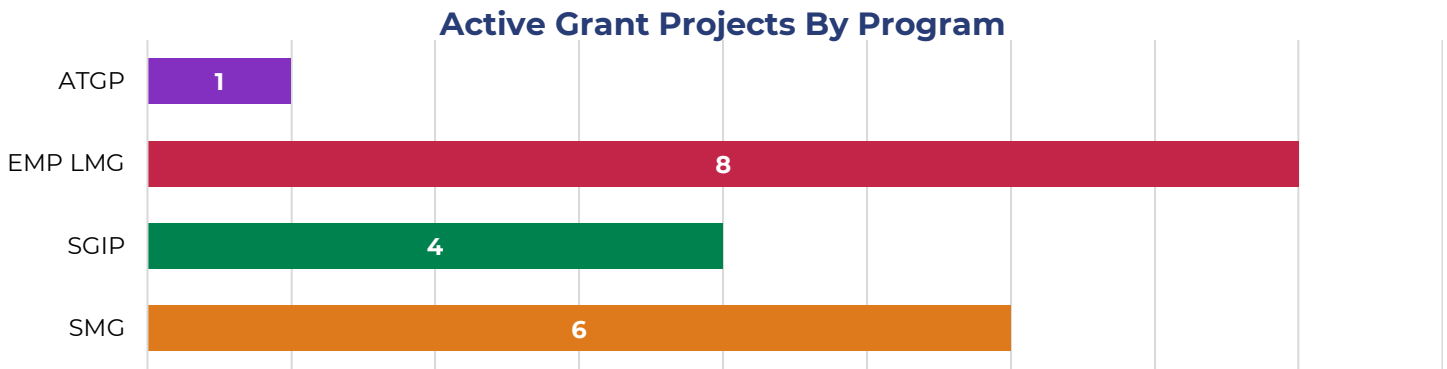
vehicle miles traveled, increase environmental sustainability, and improve housing equity. The project completion date was November 27, 2025, and as of December 31, 2025, the city expended \$146,631.66 of the grant award. Escondido will be submitting a final project invoice and closing out their project in early 2026.

City of San Diego – Mid-City Communities Smart Growth Study Areas (Cycle 5)

The grantee was awarded \$500,000 for a planning project, which began on October 27, 2022. The Project delivered a [study of existing and planned smart growth](#) and employment areas to expand housing and mobility options in the City of San Diego’s Mid-City communities. The study included a [public outreach program](#) and recommendations on opportunities for growth and transit-supportive densities, combined with corridor enhancements. The Smart Growth study will serve as a critical first step toward developing a land-use plan to support a healthier, more sustainable community. More information about the project is available on the [project website](#). The project was completed on October 27, 2025, and the grantee expended \$499,999.07.

Active Grant Projects

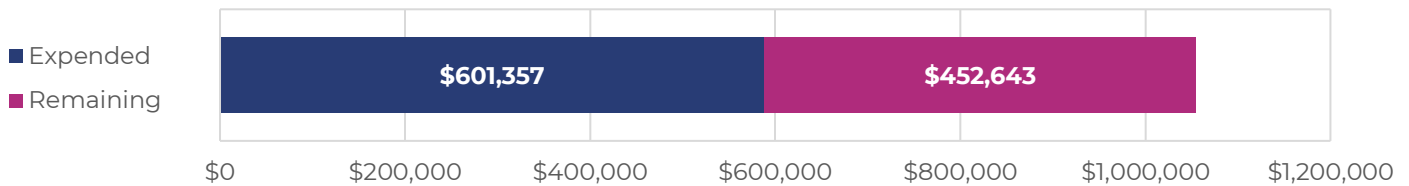
The following chart illustrates the number of active projects during the reporting period.



Active Transportation Grant Program (ATGP)

There is a single active ATGP Project, the City of Carlsbad’s Carlsbad Boulevard and Tamarack Avenue Pedestrian Improvement Project. This project was awarded \$1,054,000 in 2016 and has been granted two 36-month schedule extensions. The grantee’s recent request for an additional 42-month extension, revised scope of work, and budget amendment was approved by the Board of Directors on [October 31, 2025](#). The Carlsbad City Council voted in agreement with the Board’s action, and staff started to process the grant amendment during the reporting period.

Active ATGP Projects Budget Spent and Remaining



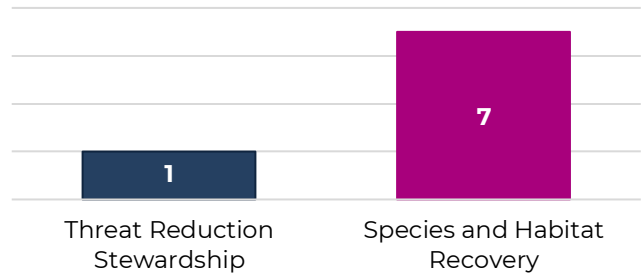
Environmental Mitigation Program Land Management Grant (EMP LMG)

The EMP LMG consists of two project types:

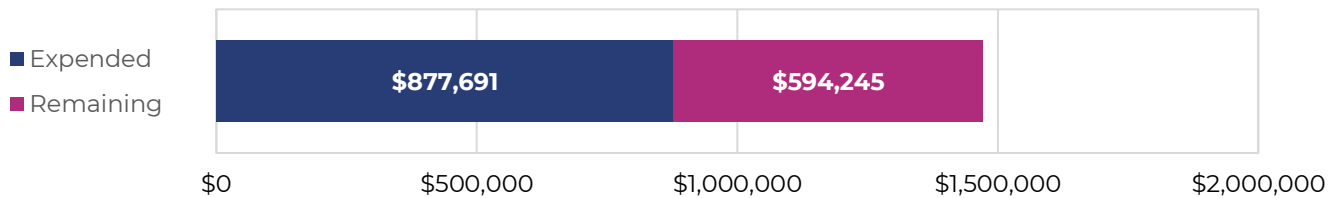
- Threat Reduction Stewardship Projects: Short-term projects (18 months or less) that reduce threats to species and their habitats on existing conserved lands.
- Species and Habitat Recovery Projects: Long-term projects (3-5 years) that include habitat restoration and enhancement activities with a focus on priority species and their habitats.

A total of eight EMP LMG projects are active, with the project types displayed in the bar chart to the right. The cumulative grant award for active projects is approximately \$1.5 million

Active EMP LMG Projects By Type



Active EMP LMG Projects Budget Expended and Remaining

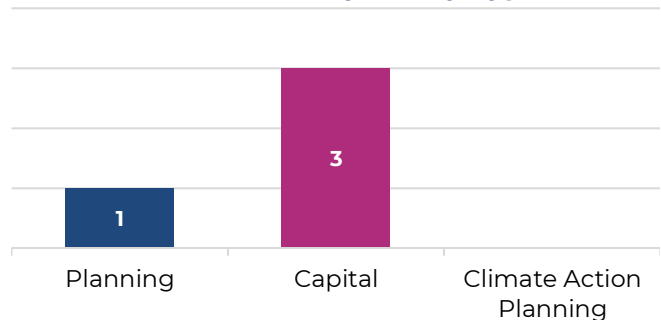


Smart Growth Incentive Program (SGIP)

The SGIP includes three project types:

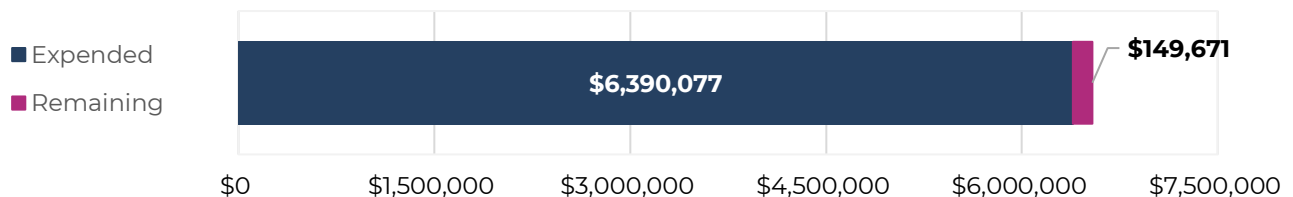
- Planning projects: Plans and processes that accelerate smart growth activities.
- Capital projects: Projects that will construct public improvements. Project phases can include environmental, design (conceptual, preliminary, or final), right-of-way, and construction.
- Climate Action Planning (CAP) projects: Projects that will prepare or update an agency’s CAP and greenhouse gas (GHG) reduction plan, or CAP or GHG reduction plan implementation and monitoring efforts that keep pace with state targets and goals for GHG emission reductions.

Active SGIP Projects By Type



On December 12, 2025, the SANDAG Board approved SGIP Cycle 6 awards totaling \$10.8 million for 14 new planning projects and 7 new climate action planning projects. The Board also awarded \$44.56 million for 15 new capital projects at its January 23, 2026, meeting. Staff are working on entering into grant agreements for these 36 new projects and will provide an update in the next quarterly report. Below is the grant award drawdown for the four currently active projects (excluding Cycle 6 awards) through December 31, 2025.

Active SGIP Projects Budget Expended and Remaining



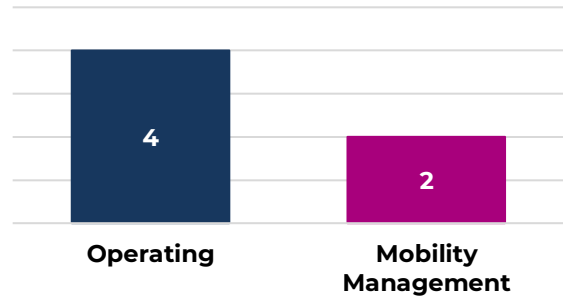
Senior Mini-Grant (SMG) Program

Six SMG projects have been awarded \$3.2 million. There are two SMG project types:

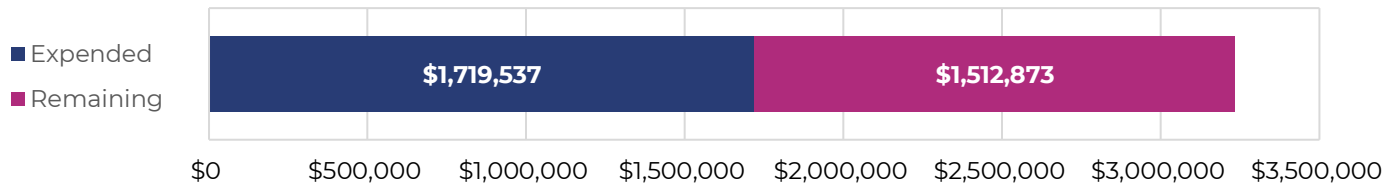
- **Mobility Management:** Transportation brokerage services, transportation information and referral services, or travel training instruction
- **Operating:** Mileage reimbursement, volunteer driver programs, or transit pass subsidies

The standard performance measures used to monitor projects are in units and can include the number of one-way passenger trips, travel referrals, or travel training courses.

Active SMG Projects By Type



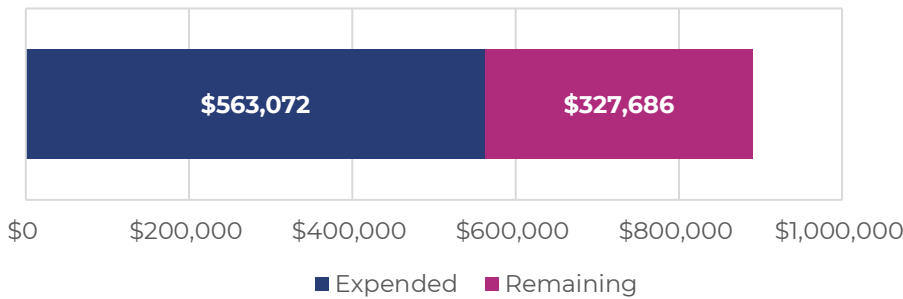
Active SMG Projects Budget Expended and Remaining



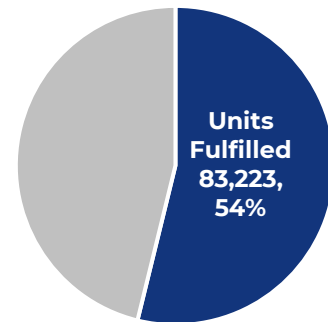
Mobility Management Projects

Mobility Management projects were awarded \$890,000. They have spent approximately 63% of the grant allocation, with a total target of 154,600 units. As of the end of the reporting period, 83,223 units, or 54%, have been fulfilled.

Mobility Management SMG Projects Budget Expended and Remaining



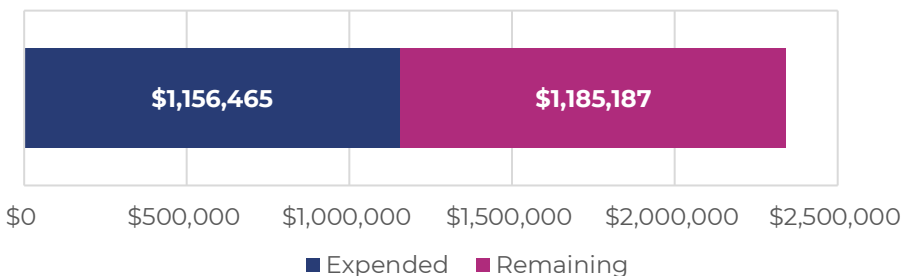
Units Fulfilled and Remaining



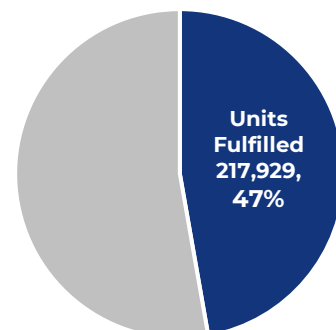
Operating Projects

Operating projects were awarded \$2.3 million and have 49% of the grant allocation. The total trip target units for these active projects are 461,370. As of the end of the reporting period, 217,929 units, or 47%, were completed.

Operating SMG Projects Budget Expended and Remaining




Units Fulfilled and Remaining



Amendment Requests

The following chart illustrates the number of amendments requested or pending during the reporting period.

Amendment Requests By Program



Active Transportation Grant Program (ATGP)

One ATGP project amendment was pending during this reporting period.


City of Carlsbad – Carlsbad Boulevard and Tamarack Avenue Pedestrian Improvement Project

The City of Carlsbad’s amendment request for its Carlsbad Boulevard and Tamarack Avenue Pedestrian Improvement Project was approved during this period. The amendment, once signed, will extend the grant’s expiration date to November 8, 2028.

Watch List Projects

Projects are placed on a Watch List when a grantee has not made timely progress toward milestones or key project deliverables or has not implemented any SANDAG-issued corrective actions. A summary of the Watch List Projects by Program is included below.

Watch List Projects By Program



Smart Growth Incentive Program (SGIP)

Two SGIP projects were on the watch list during this reporting period.

City of El Cajon – Main Street-Green Street Gateway Improvements Project

City of San Diego - Downtown Mobility Cycle Way Improvement Phase I and II

Department of Industrial Relations (DIR) investigations into potential labor compliance violations by contractors for these two cities have been underway since July 2024 and November 2022, respectively. The projects will remain on the Watch List until the investigations are closed by the DIR. The El Cajon project was completed in early 2025, and the San Diego project was completed in fall 2024.

Senior Mini-Grant (SMG) Program

One SMG project was on the watch list during this reporting period.

FACT - Cycle 12 - CTSA Mobility Management - Mobility Management - Senior Mini-Grant

This project is on the Watch List because the grantee submitted invoices with errors, inadequate documentation, and ineligible expenses. This project has been on the Watch List for invoicing issues for 1.5 years. SANDAG continues to work with the grantee to resolve invoice issues and will not reimburse the grantee until all invoices are corrected and proper documentation is submitted.