



## TRANSNET PROGRAM STATUS

# FY 25 | Bikeways

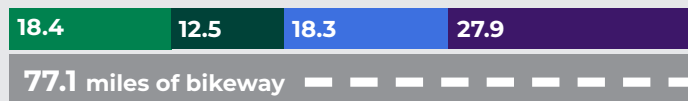
**TransNet is the voter approved half-cent sales tax for San Diego region transportation projects administered by SANDAG and its partners.**

In September 2013, the SANDAG Board of Directors approved \$200 million to implement the Regional Bike Plan Early Action Program, which comprises about 77 miles of new bikeways designed to enhance neighborhood connections to schools, shopping centers, and parks, as well as transit stations and other major regional destinations.

### Bikeway Miles by Phase

77.1\* miles of the bike Early Action Program were programmed (funded for various phases) in the FY 25 budget, and ended the year in the following phases:

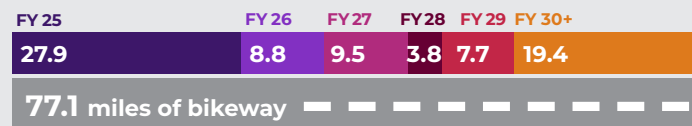
Environmental:	Design:	Under Construction:	Open:
Projects seeking environmental clearance	Projects with environmental clearance and in final design	Projects in construction at the end of FY 25	Completed bikeways that are open to the public



\*In FY 2026, two projects totaling 16.4 miles moved from the Capital budget to Planning

### Bikeway Miles Delivered by Fiscal Year

At the close of FY 25, 27.9 miles of bikeway had been completed. Another 29.8 miles are planned to be completed by FY 29.



#### Projects completed through FY 25:

- Bayshore Bikeway – Segments 4, 5, 7, & 8A: 4.6 miles
- Sweetwater Bikeway – Plaza Bonita Segment: 0.5 miles
- Inland Rail Trail – Phases 1 & 2: 4 miles
- Coastal Rail Trail – Oceanside Phase 2B: 0.4 miles
- SR 15 Commuter Bikeway: 1 mile
- Coastal Rail Trail – E Street to Chesterfield Drive: 1.3 miles
- Coastal Rail Trail – Rose Creek: 2.1 miles
- Uptown Bikeways – Fourth and Fifth Avenue: 4.5 miles
- North Park / Mid-City Bikeways Georgia-Meade and Landis: 6.5 miles
- Pershing Bikeway: 3 miles

### Program Spotlight: Bikeway Miles in Final Design in the City of San Diego

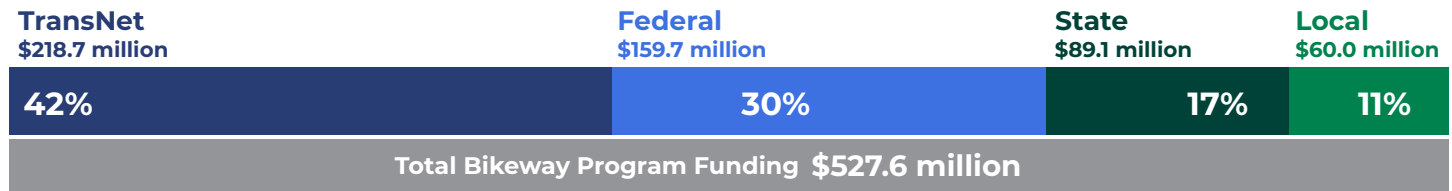
For bike projects in the City of San Diego (City), complete design plans must be reviewed and approved by the City prior to the advertisement of the construction contract to industry. Three projects, Central Avenue, Washington Street and Mission Valley, and Orange Avenue Bikeways received City approval in FY 25.

Project Name	Miles	Plans Approval Date	Advertise Milestone Date
Central Avenue Bikeway	1	January 2025	December 2025
North Park   Mid-City Bikeways: Orange Bikeway	2.5	January 2025	September 2025
Uptown Bikeways   Washington Street and Mission Valley	3.3	September 2024	October 2024

**Total Miles 6.8**

## Leveraging TransNet Program Funding

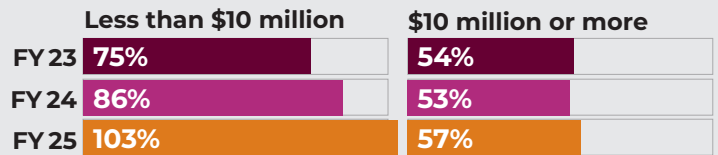
At the close of FY 25 (as of June 30, 2025), total bikeway program funding was \$527.6 million. TransNet funds represented \$218.7 million (42%), which helped leverage \$308.9 million (58%) from federal, state, and other local sources.



## Support-to-Capital Ratio

Bikeway projects range in Class (I, II, III, IV) and distance, and support budgets (including administration, environmental, preliminary engineering, design, construction management, legal, and communications services) vary based on each project's unique characteristics. Support-to-capital ratio is calculated by the sum of support budgets divided by the construction capital budget; right-of-way support, right-of-way capital, vehicles, and project contingency are omitted from this calculation.

## Trend of Support-to-Capital Ratio by Project Budget Category



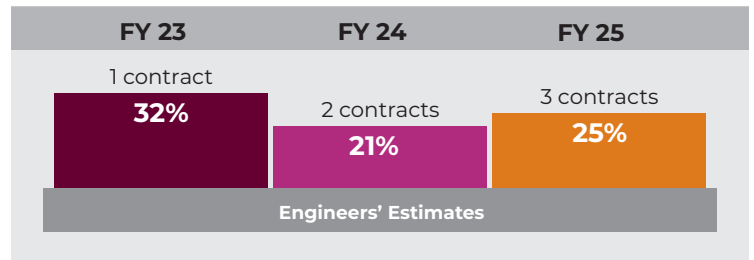
Note: The bikeway program support-to-capital ratio may fluctuate from year to year for a variety of reasons including, but not limited to, changes in regulatory and permit requirements, project size and complexity, and market conditions for construction (inflation, labor costs, material availability).

## Construction Contracts

Three construction contracts were awarded for the Bikeway Program in FY 25: University Bikeway, Eastern Hillcrest Bikeway and Promenade, and Washington Street and Mission Valley Bikeway.

On average, the lowest responsible construction bids for these projects came in 25% higher than the engineers' estimates. This metric only reflects traditional Design-Bid-Build (DBB) projects.

## Construction vs. Engineers' Estimates (DBB)



## Schedule Milestone Attainment

Schedule milestones represent completion of a significant phase of the project.

### Projects Advertised

The advertisement milestone represents completion of project design and advertisement of the construction contract to industry. Two projects were advertised in FY 25. Four others were rescheduled due to constructibility reviews and construction cost escalation.


#### Accomplished Milestones (33%)

- University Bikeway
- Washington Street and Mission Valley

#### Rescheduled Milestones (67%)

- Orange Avenue Bikeway\*
- Barrio Logan Phase 2\*
- Central Avenue Bikeway\*
- Barrio Logan Phase 3

#### Advertised Bikeway Projects




### Projects Opened to the Public

The Open to Public milestone represents opening the constructed facility for its intended use. One project opened to the Public in FY25.

#### Accomplished Milestones (100%)

- Pershing Drive Bikeway

#### Opened Bikeway Projects



\*Project was advertised in FY 2026.