

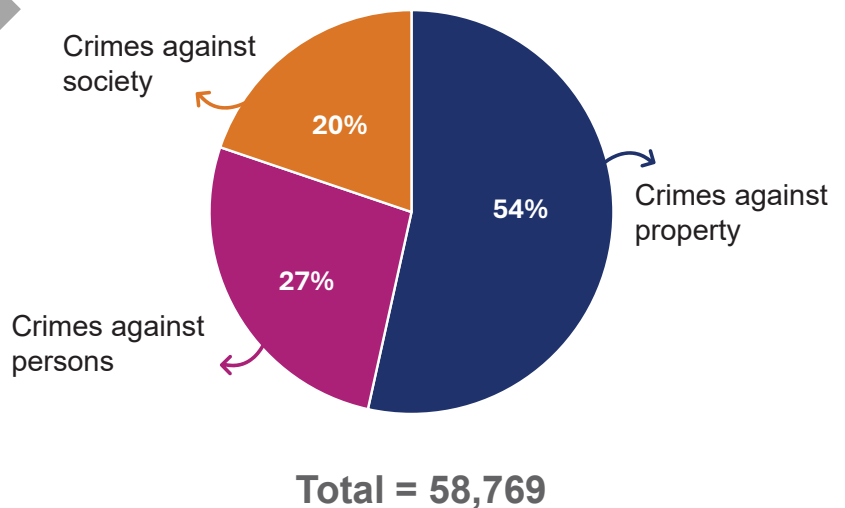
San Diego Crime Statistics Mid-Year 2025

Public Safety Committee | Item 6
Dr. Octavio Rodriguez Ferreira, Principal Criminal Justice Researcher
April 17, 2026

Group A Offenses Mid-Year 2025

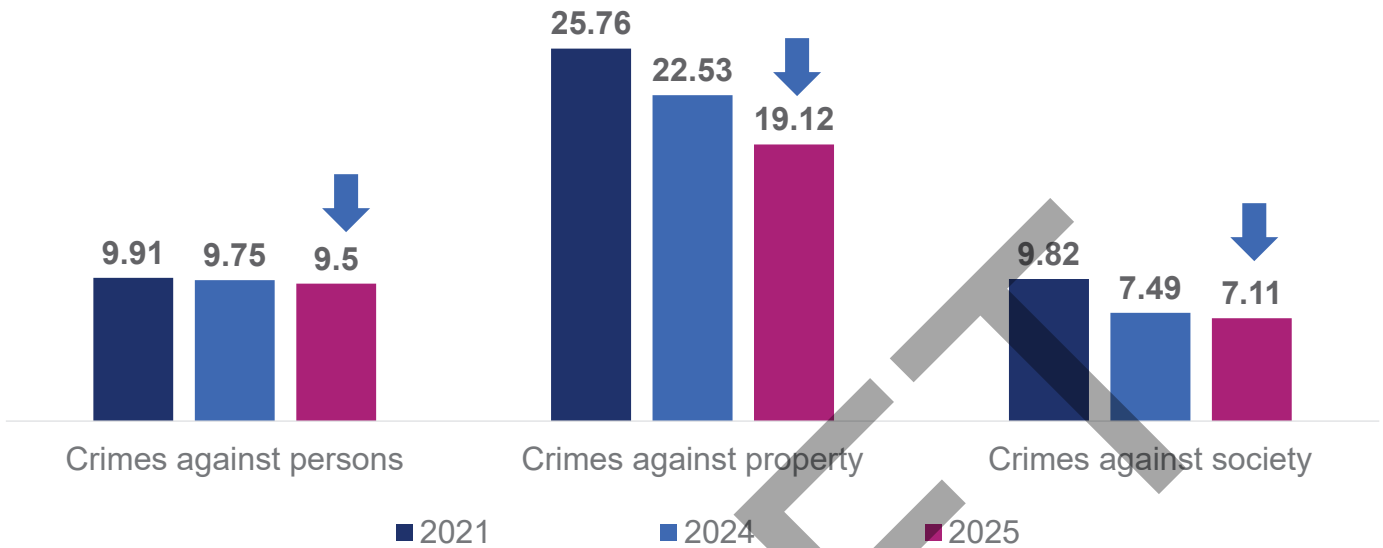
- 58,769 Group A offenses
 - 10% ↓ from 2024
 - 21% ↓ from 2021
- Over half are crimes against property
- Mid-year annualized crime rate: 35.72 crimes per 1,000 residents

How Do Group A Offenses Break Down by Crime Type?



*Note: Percentages may not total 100 due to rounding.
Sources: SANDAG, ARJIS*

Annualized Crime Rates by Category (2021, 2024, 2025)



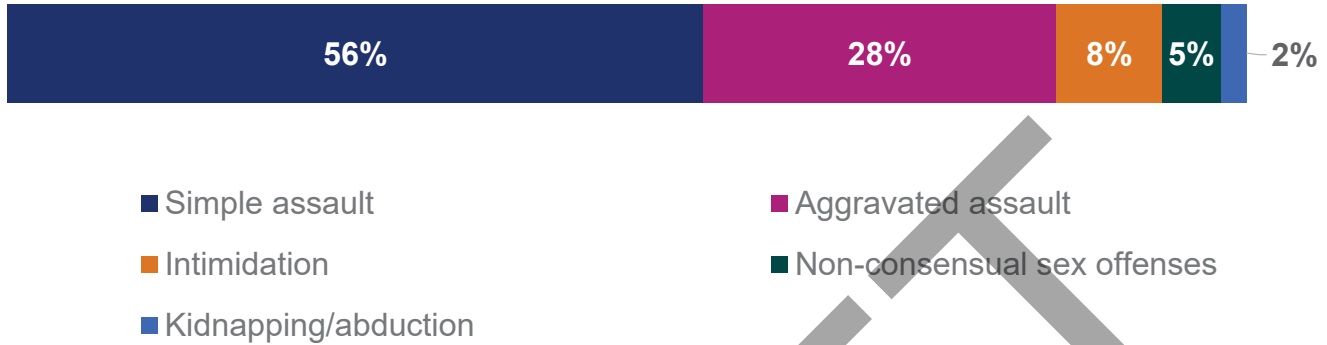
Note: Rates per 1,000 residents
Sources: ARJIS, SANDAG

SANDAG | 3

Crimes Against Persons

SANDAG

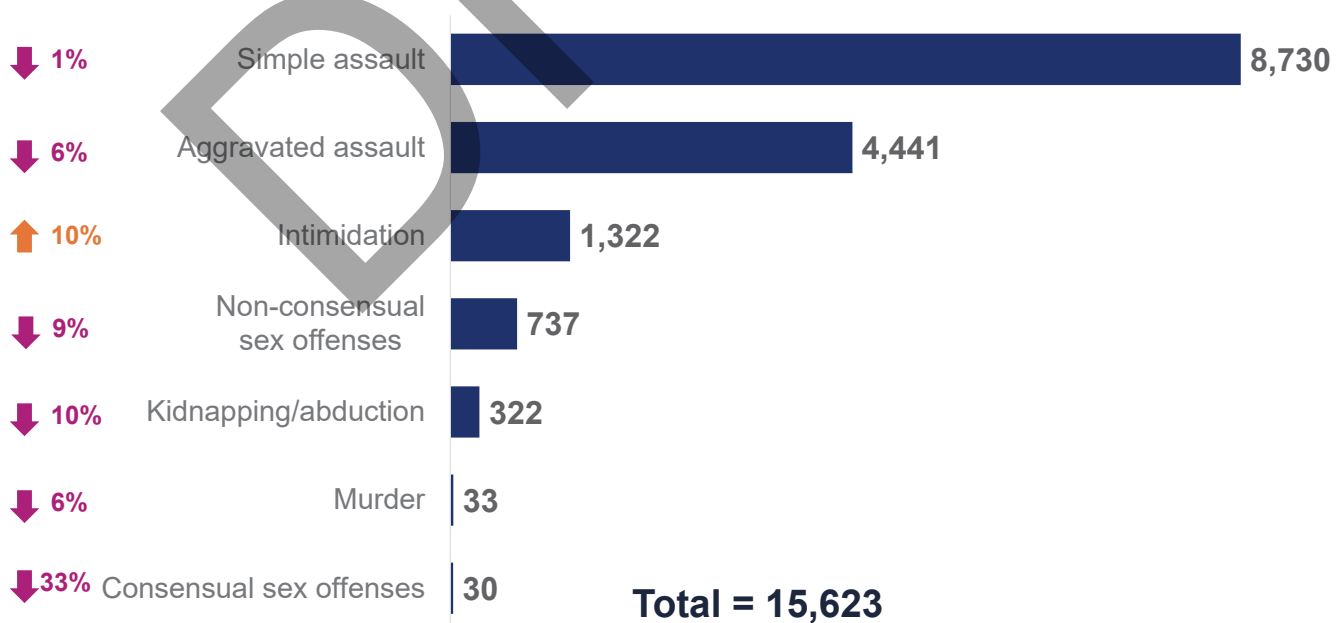
Crimes Against Persons, Offense Distribution (2025)



Total = 15,623

Note: Percentages may not total 100 due to the exclusion of offenses that collectively made up <1%, including murder and negligent manslaughter, justifiable homicide, consensual sex offenses, and human trafficking involuntary servitude.
Sources: SANDAG; ARJIS

Crimes Against Persons Reported and One-Year Change (Mid-Year 2025)



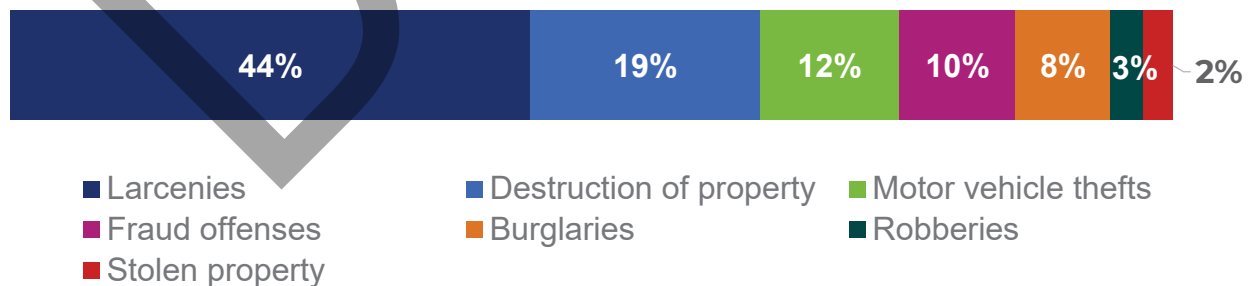
Total = 15,623

Note: Offenses with a count of less than 30 not compared.
Sources: SANDAG; ARJIS

Crimes Against Property

7

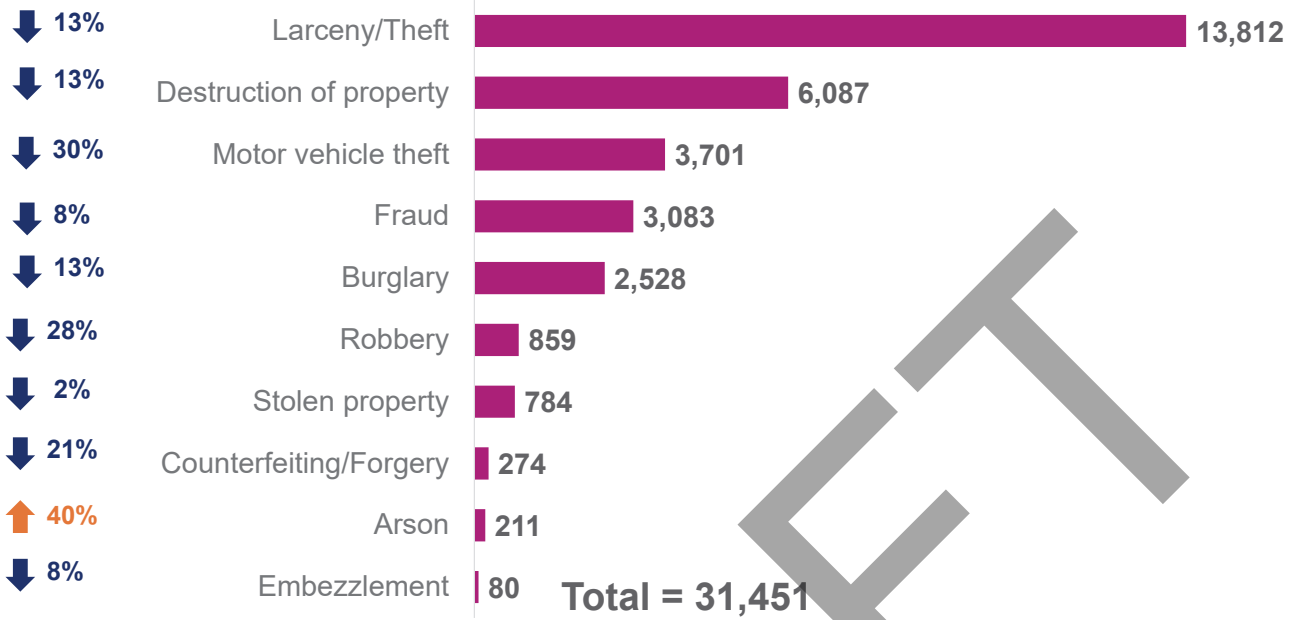
Crimes Against Property, Offense Distribution (2025)



Total = 31,451

Note: Percentages do not total 100 due to rounding and the exclusion of categories that collectively made up 2% of the total (arson, counterfeiting, embezzlement, extortion, and bribery).
Sources: SANDAG; ARJIS

Number of Crimes Against Property and One-Year Change (Mid-Year 2025)



Note: Offenses with a count of less than 30 not compared (extortion, and bribery).
Sources: SANDAG; ARJIS

SANDAG | 9

SANDAG

Crimes Against Society

Crimes Against Society, Offense Distribution (2025)

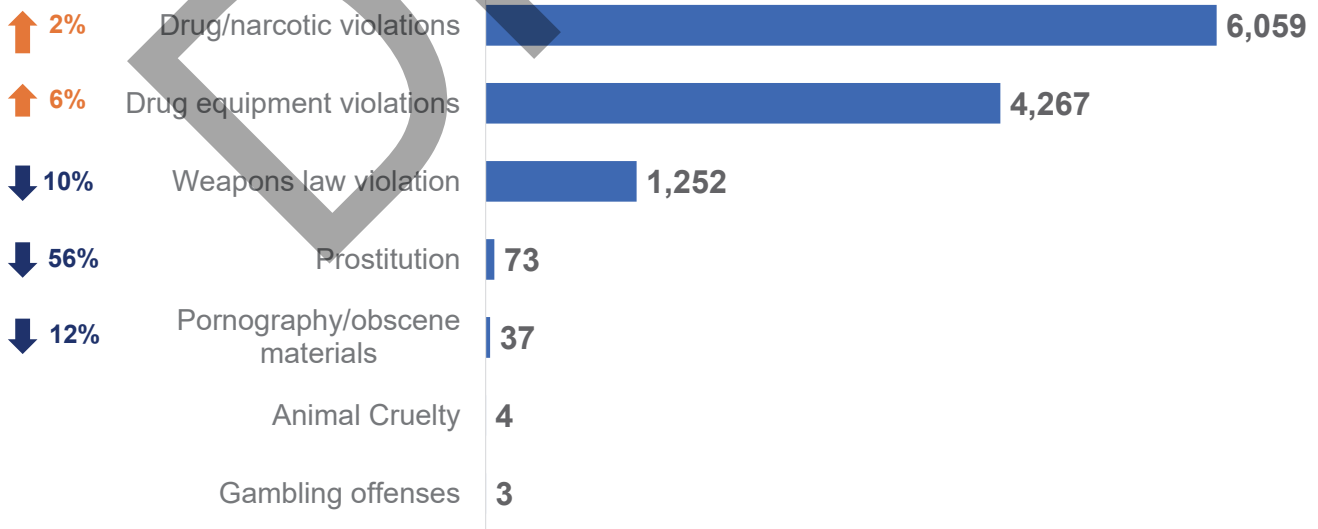


Total = 11,695

Sources: SANDAG; ARJIS

SANDAG | 11

Number of Crimes Against Society and One-Year Change (Mid-Year 2025)



Total = 8,609

Note: Offenses with a count of less than 30 not compared.
Sources: SANDAG; ARJIS

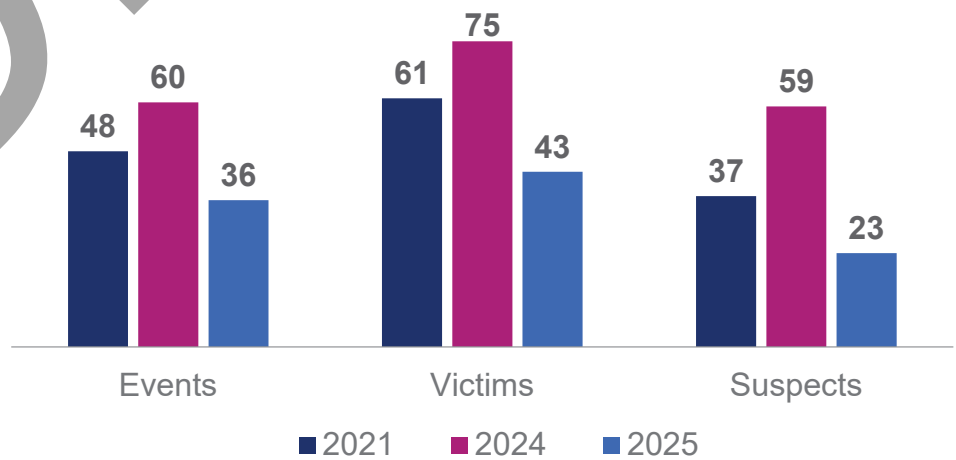
SANDAG | 12

Hate Crimes

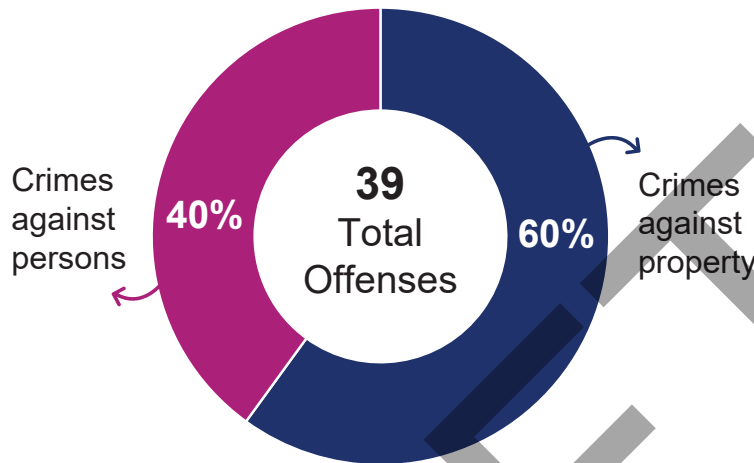
Hate Crimes Comparison (2021, 2024, 2025)

- Total of 36 hate crime events at mid-year 2025 (40% decrease from 2024)

Number of hate crime events, victims and suspects 2021, 2024, 2025



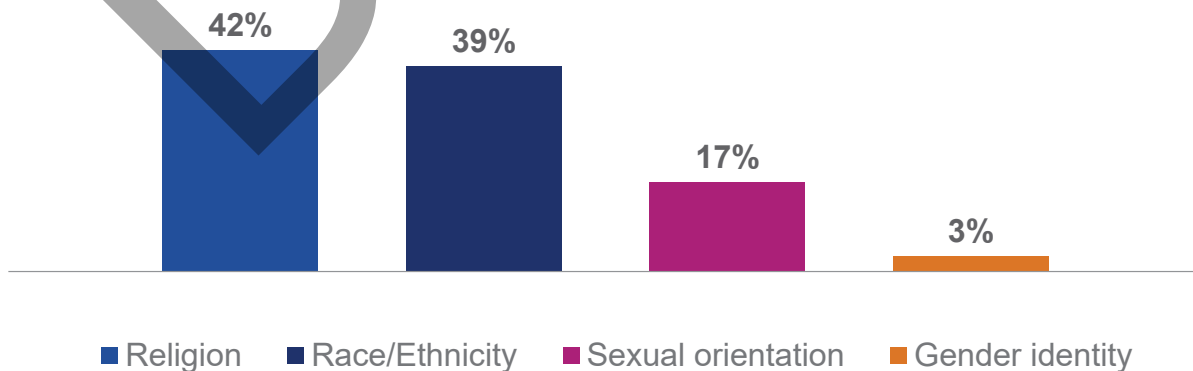
Types of Hate Crimes Committed in 2025



Note: There were a total of 36 hate crime events and 39 offenses reported (there can be multiple offenses for one event).
Source: SANDAG; ARJIS

Hate Crime Biases/Motivations, Mid-Year 2025

- Anti-Religion surpassed Race/Ethnicity as the motivation bias for hate crimes in Mid-Year 2025



Total = 36

Highlights

- Crimes against persons and property have been decreasing over the last 5 years.
- While overall categories decreased, some specific offenses such as intimidation and arson increased from mid-year 2024.
- Crimes against society increased from mid-year 2024, mainly driven by drug offenses.
- The number of reported hate crime events decreased from 2024.

Stay up to date with SANDAG CJ work

➤ Explore our websites:
SANDAG.org/cj
OPENDATA.SANDAG.org

✉ Email: oro@sandag.org