



Revenues
 San Diego Association of Governments (SANDAG)
 2025 Regional Transportation Improvement Program (in \$000s) - Amendment No. 8

Legend
 Indicates change from prior amendment

		Prior Years	2024/2025		2025/2026		2026/2027		2027/2028		2028/2029		TOTAL	
			Prior	Current	Prior	Current	Prior	Current	Prior	Current	Prior	Current	Prior	Current
LOCAL	Sales Tax	\$5,043,160	\$521,060	\$498,204	\$386,350	\$431,211	\$296,334	\$322,680	\$235,206	\$248,809	\$210,399	\$212,120	\$6,700,038	\$6,756,184
	-- County	\$5,043,160	\$521,060	\$498,204	\$386,350	\$431,211	\$296,334	\$322,680	\$235,206	\$248,809	\$210,399	\$212,120	\$6,700,038	\$6,756,184
	Other Local Funds	\$1,247,757	\$177,210	\$469,110	\$363,493	\$122,532	\$36,281	\$53,645	\$32,408	\$39,799	\$41,492	\$36,913	\$1,916,095	\$1,969,757
	-- City General Funds	\$1,208,454	\$167,343	\$464,581	\$363,493	\$122,532	\$36,281	\$53,645	\$32,408	\$39,375	\$41,492	\$36,913	\$1,867,662	\$1,925,500
	-- Street Taxes and Developer Fees	\$39,303	\$9,867	\$4,530						\$424			\$48,434	\$44,257
	-- RSTP Exchange funds													
	Other	\$1,243,582	\$132,392	\$144,770	\$107,998	\$114,447	\$75,480	\$76,655	\$65,583	\$64,982	\$131,142	\$130,991	\$1,757,222	\$1,775,428
Local Total	\$7,534,500	\$830,663	\$1,112,085	\$857,840	\$668,190	\$408,095	\$452,980	\$333,197	\$353,590	\$383,034	\$380,025	\$10,373,356	\$10,501,369	
STATE	State Highway Operations and Protection Program	\$165,631	\$599,559	\$599,566	\$144,057	\$167,593	\$113,169	\$113,169	\$216,447	\$216,447			\$1,214,138	\$1,262,406
	SHOPP (Including Augmentation)	\$165,631	\$599,559	\$599,566	\$144,057	\$167,593	\$113,169	\$113,169	\$216,447	\$216,447			\$1,214,138	\$1,262,406
	SHOPP Prior													
	State Transportation Improvement Program	\$790,044	\$27,393	\$27,393	\$148,813	\$148,813	\$126,182	\$126,182	\$92,000	\$92,000	\$15,100	\$15,100	\$1,199,532	\$1,199,532
	STIP (Including Augmentation)	\$748,295	\$26,893	\$26,893	\$148,813	\$148,813	\$126,182	\$126,182	\$92,000	\$92,000	\$15,100	\$15,100	\$1,157,283	\$1,157,283
	STIP Prior	\$41,749	\$500	\$500									\$42,249	\$42,249
	Proposition 1 A	\$41,843											\$41,843	\$41,843
	Proposition 1 B	\$581,132			\$1,319	\$1,319					\$895	\$895	\$583,346	\$583,346
	Active Transportation Program	\$68,349	\$35,146	\$33,926	\$22,622	\$23,842	\$41,527	\$47,681					\$177,615	\$173,797
	Highway Maintenance (HM)													
	Highway Bridge Program (HBP)	\$201,431	\$20,018	\$20,018	\$61,134	\$61,134	\$8,955	\$8,955	\$4,550	\$4,550	\$118,786	\$118,786	\$414,875	\$414,875
	Road Repair and Accountability Act of 2017 (SB1)	\$653,120	\$267,515	\$307,114	\$213,170	\$189,277	\$18,204	\$45,375	\$6,000	\$6,000	\$11,889	\$11,889	\$1,190,033	\$1,212,775
	Traffic Congestion Relief Program (TCRP)	\$95,298											\$95,298	\$95,298
	State Transit Assistance (e.g., population/revenue based, Prop 42)	\$297,928	\$54,305	\$54,305	\$31,830	\$29,912	\$35,680	\$35,680	\$36,660	\$36,660	\$36,660	\$36,660	\$493,064	\$491,147
Other	\$365,421	\$267,730	\$260,495	\$109,580	\$110,041	\$28,810	\$90,058	\$24,054	\$24,054	\$20,587	\$20,587	\$812,420	\$870,655	
State Total	\$3,260,197	\$1,271,666	\$1,302,817	\$732,524	\$731,931	\$372,527	\$467,100	\$379,711	\$379,711	\$203,917	\$203,917	\$6,222,164	\$6,345,673	
FEDERAL TRANSIT	5307 - Urbanized Area Formula Program	\$1,135,312	\$138,129	\$138,129	\$98,854	\$115,302	\$98,854	\$98,854	\$98,854	\$98,854	\$98,854	\$98,854	\$1,662,671	\$1,685,304
	5309a - Fixed Guideway Modernization	\$97,086											\$97,086	\$97,086
	5309b - New and Small Starts (Capital Investment Grants)	\$1,024,987	\$41,396	\$41,396									\$1,043,997	\$1,066,383
	5309c - Bus and Bus Related Grants	\$59,970											\$59,970	\$59,970
	5310 - Mobility of Seniors and Individuals with Disabilities	\$11,689	\$3,324	\$3,324									\$15,013	\$15,013
	5311 - Nonurbanized Area Formula Program	\$14,461	\$958	\$958	\$1,292	\$1,292	\$1,292	\$1,292	\$1,292	\$1,292	\$642	\$642	\$19,936	\$19,935
	5337 - State of Good Repair	\$527,748	\$67,780	\$67,780	\$68,835	\$68,835	\$67,780	\$67,780	\$67,783	\$67,783	\$68,129	\$68,129	\$868,054	\$868,054
	5339 - Bus and Bus Facilities Program	\$64,473	\$7,969	\$8,028	\$6,121	\$6,121	\$6,141	\$6,141	\$6,160	\$6,160	\$6,180	\$6,180	\$97,045	\$97,104
	Other	\$152,434	\$10,857	\$10,857			\$53,893	\$53,893					\$217,184	\$217,184
Federal Transit Total	\$3,088,161	\$270,413	\$270,471	\$175,101	\$191,550	\$227,959	\$227,959	\$174,089	\$174,089	\$173,804	\$173,804	\$4,080,957	\$4,126,033	
FEDERAL HIGHWAY	Congestion Mitigation and Air Quality (CMAQ)	\$508,098	\$19,826	\$19,826	\$43,363	\$43,363	\$44,225	\$44,225	\$45,104	\$45,104	\$45,104	\$45,104	\$705,721	\$705,721
	Coordinated Border Infrastructure (SAFETEA-LU Sec.1303)	\$332,006			\$71,000	\$71,000							\$403,006	\$403,006
	GARVEE Bonds (Includes Debt Service Payments)													
	Highway Infrastructure Program (HIP)	\$58,446	\$5,166	\$5,166									\$63,612	\$63,612
	High Priority Projects (HPP) and Demo	\$85,414											\$85,414	\$85,414
	Highway Safety Improvement Program (HSIP)	\$2,125	\$9,854	\$10,169	\$6,788	\$6,788	\$5,424	\$5,109					\$24,191	\$24,191
	National Significant Freight & Highway Projects (FASTLANE/INFRA)	\$49,278	\$150,000			\$150,000							\$199,278	\$199,278
	Public Lands Highway	\$9,784	\$816	\$816	\$816	\$816							\$11,417	\$11,417
	Recreational Trails													
	Surface Transportation Program (Regional)	\$685,511	\$33,927	\$33,927	\$23,731	\$23,731	\$37,958	\$37,958	\$37,705	\$37,705	\$56,205	\$56,205	\$888,732	\$875,036
	Tribal Transportation Program													
Other	\$292,814	\$94,158	\$99,109	\$11,664	\$37,431	\$6,020	\$6,020	\$6,020	\$6,020	\$6,020	\$6,020	\$416,698	\$429,354	
Federal Highway Total	\$2,023,476	\$313,747	\$169,013	\$157,362	\$333,129	\$93,628	\$87,293	\$88,830	\$82,809	\$107,330	\$101,309	\$2,798,069	\$2,797,029	
FRA	Passenger Rail Investment and Improvement Act of 2008 (PRIIA)	\$72,783	\$500		\$21,510								\$92,556	\$72,783
	Other													
Federal Railroad Administration Total	\$72,783	\$500		\$21,510									\$92,556	\$72,783
Federal Total	\$5,184,420	\$584,661	\$439,484	\$353,974	\$524,678	\$321,587	\$315,252	\$262,919	\$256,898	\$281,134	\$275,113	\$6,971,582	\$6,995,845	
INNOVATIVE FINANCE	TIFIA (Transportation Infrastructure Finance and Innovation Act)	\$537,484											\$537,484	\$537,484
	Innovative Financing Total	\$537,484											\$537,484	\$537,484
REVENUES TOTAL		\$16,516,601	\$2,686,989	\$2,854,386	\$1,944,339	\$1,924,799	\$1,102,208	\$1,235,332	\$975,827	\$990,200	\$868,084	\$859,054	\$24,117,186	\$24,380,372

Program
 San Diego Association of Governments (SANDAG)
 2025 Regional Transportation Improvement Program (in \$000s) - Amendment No. 8


Legend
 Indicates change from prior amendment

Funding Source		Prior Years	2024/2025		2025/2026		2026/2027		2027/2028		2028/2029		TOTAL	
			Prior	Current	Prior	Current	Prior	Current	Prior	Current	Prior	Current	Prior	Current
LOCAL	Sales Tax	\$5,043,160	\$500,342	\$474,304	\$317,811	\$359,573	\$270,376	\$296,634	\$185,420	\$194,494	-\$385,115	-\$384,007	\$5,939,522	\$5,984,158
	-- TransNet	\$5,043,160	\$500,342	\$474,304	\$317,811	\$359,573	\$270,376	\$296,634	\$185,420	\$194,494	-\$385,115	-\$384,007	\$5,939,522	\$5,984,158
	Other Local Funds	\$1,247,757	\$177,210	\$469,110	\$363,493	\$122,532	\$36,281	\$53,645	\$32,408	\$39,799	\$41,492	\$36,913	\$1,916,095	\$1,969,757
	-- City General Funds	\$1,208,454	\$167,343	\$464,581	\$363,493	\$122,532	\$36,281	\$53,645	\$32,408	\$39,375	\$41,492	\$36,913	\$1,867,662	\$1,925,500
	-- Street Taxes and Developer Fees	\$39,303	\$9,867	\$4,530						\$424			\$48,434	\$44,257
	Other	\$1,243,582	\$132,392	\$144,770	\$107,998	\$114,447	\$75,480	\$76,655	\$65,583	\$64,982	\$131,142	\$130,991	\$1,757,222	\$1,775,428
Local Total		\$7,534,500	\$809,944	\$1,088,185	\$789,302	\$596,552	\$382,136	\$426,934	\$283,411	\$299,275	\$325,004	\$321,382	\$10,150,324	\$10,266,827
STATE	State Highway Operations and Protection Program	\$165,631	\$599,559	\$599,566	\$144,057	\$167,593	\$113,169	\$113,169	\$216,447	\$216,447			\$1,214,138	\$1,262,406
	SHOPP (Including Augmentation)	\$165,631	\$599,559	\$599,566	\$144,057	\$167,593	\$113,169	\$113,169	\$216,447	\$216,447			\$1,214,138	\$1,262,406
	State Transportation Improvement Program	\$790,044	\$27,393	\$27,393	\$148,813	\$148,813	\$126,182	\$126,182	\$92,000	\$92,000	\$15,100	\$15,100	\$1,199,532	\$1,199,532
	STIP (Including Augmentation)	\$748,295	\$26,893	\$26,893	\$148,813	\$148,813	\$126,182	\$126,182	\$92,000	\$92,000	\$15,100	\$15,100	\$1,157,283	\$1,157,283
	STIP Prior	\$41,749	\$500	\$500									\$42,249	\$42,249
	Proposition 1A	\$41,843											\$41,843	\$41,843
	Proposition 1B	\$581,132			\$1,319	\$1,319					\$895	\$895	\$583,346	\$583,346
	Active Transportation Program	\$68,349	\$35,146	\$33,926	\$22,622	\$23,842	\$41,527	\$47,681					\$177,615	\$173,797
	Highway Maintenance (HM)													
	Highway Bridge Program (HBP)	\$201,431	\$20,018	\$20,018	\$61,134	\$61,134	\$8,955	\$8,955	\$4,550	\$4,550	\$118,786	\$118,786	\$414,875	\$414,875
	Road Repair and Accountability Act of 2017 (SB1)	\$653,120	\$267,515	\$307,114	\$213,170	\$189,277	\$18,204	\$45,375	\$6,000	\$6,000	\$11,889	\$11,889	\$1,190,033	\$1,212,775
	Traffic Congestion Relief Program (TCRP)	\$95,298											\$95,298	\$95,298
	State Transit Assistance (STA)(e.g., population/revenue based, Prop 42)	\$297,928	\$54,305	\$54,305	\$31,830	\$29,912	\$35,680	\$35,680	\$36,660	\$36,660	\$36,660	\$36,660	\$493,064	\$491,147
State Emergency Repair Program														
Other	\$365,421	\$267,730	\$260,495	\$109,580	\$110,041	\$28,810	\$90,058	\$24,054	\$24,054	\$20,587	\$20,587	\$812,420	\$870,655	
State Total		\$3,260,197	\$1,271,666	\$1,302,817	\$732,524	\$731,931	\$372,527	\$467,100	\$379,711	\$379,711	\$203,917	\$203,917	\$6,222,164	\$6,345,673
FEDERAL TRANSIT	5307 - Urbanized Area Formula Program	\$1,135,312	\$138,129	\$131,977	\$92,491	\$108,939	\$93,057	\$93,057	\$93,644	\$93,644	\$94,239	\$94,239	\$1,640,687	\$1,657,168
	5309a - Fixed Guideway Modernization	\$97,086											\$97,086	\$97,086
	5309b - New and Small Starts (Capital Investment Grants)	\$1,024,987	\$41,396	\$41,396									\$1,043,997	\$1,066,383
	5309c - Bus and Bus Related Grants	\$59,970											\$59,970	\$59,970
	5310 - Elderly & Persons with Disabilities Formula Program	\$11,689	\$3,324	\$3,324									\$15,013	\$15,013
	5311 - Nonurbanized Area Formula Program	\$14,461	\$958	\$958	\$1,292	\$1,292	\$1,292	\$1,292	\$1,292	\$1,292	\$642	\$642	\$19,936	\$19,935
	5337 - State of Good Repair	\$527,748	\$67,780	\$67,151	\$67,109	\$67,109	\$67,444	\$67,444	\$67,783	\$67,783	\$68,129	\$68,129	\$865,992	\$865,364
	5339 - Bus and Bus Facilities Program	\$64,473	\$7,969	\$8,028	\$6,121	\$6,121	\$6,141	\$6,141	\$6,160	\$6,160	\$6,180	\$6,180	\$97,045	\$97,104
	Other	\$152,434	\$10,857	\$10,857			\$53,893	\$53,893					\$217,184	\$217,184
	Federal Transit Total		\$3,088,161	\$270,413	\$263,691	\$167,013	\$183,461	\$221,826	\$221,826	\$168,879	\$168,879	\$169,189	\$169,189	\$4,056,911
FEDERAL HIGHWAY	Congestion Mitigation and Air Quality (CMAQ)	\$508,098	\$19,150	\$19,800	\$41,817	\$36,167	\$37,000	\$39,000		\$3,000			\$618,665	\$606,065
	Coordinated Border Infrastructure (SAFETEA-LU Sec.1303)	\$332,006			\$71,000	\$71,000							\$403,006	\$403,006
	GARVEE Bonds (Includes Debt Service Payments)													
	Highway Infrastructure Program (HIP)	\$58,446	\$5,166	\$5,166									\$63,612	\$63,612
	High Priority Projects (HPP) and Demo	\$85,414											\$85,414	\$85,414
	Highway Safety Improvement Program (HSIP)	\$2,125	\$9,854	\$10,169	\$6,788	\$6,788	\$5,424	\$5,109					\$24,191	\$24,191
	Public Lands Highway	\$9,784	\$816	\$816	\$816	\$816							\$11,417	\$11,417
	National Significant Freight & Highway Projects (FASTLANE/INFRA)	\$49,278	\$150,000			\$150,000							\$199,278	\$199,278
	Recreational Trails													
	Surface Transportation Program (Regional)	\$685,511	\$33,521	\$33,521	\$21,556	\$21,556	\$21,867	\$30,546					\$776,150	\$771,133
	Other	\$292,814	\$93,738	\$96,882	\$11,400	\$37,046							\$397,951	\$426,742
Federal Highway Total		\$2,023,476	\$312,244	\$166,354	\$153,376	\$323,373	\$64,291	\$74,655		\$3,000			\$2,579,684	\$2,590,857
FRA	Passenger Rail Investment and Improvement Act of 2008 (PRIIA)	\$72,783	\$500		\$21,510								\$92,556	\$72,783
	Other													
Federal Railroad Administration Total		\$72,783	\$500		\$21,510								\$92,556	\$72,783
Federal Total		\$5,184,420	\$583,158	\$430,044	\$341,899	\$506,834	\$286,117	\$296,481	\$168,879	\$171,879	\$169,189	\$169,189	\$6,729,151	\$6,758,847
INNOVATIVE FINANCE	TIFIA (Transportation Infrastructure Finance and Innovation Act)	\$537,484											\$537,484	\$537,484
	Innovative Financing Total	\$537,484											\$537,484	\$537,484
PROGRAM TOTAL		\$16,516,601	\$2,664,768	\$2,821,046	\$1,863,726	\$1,835,316	\$1,040,780	\$1,190,515	\$832,002	\$850,866	\$698,109	\$694,488	\$23,639,123	\$23,908,832

FY28/29 includes programming for future years and is included here for reference only

Revenues versus Program

San Diego Association of Governments (SANDAG)
 2025 Regional Transportation Improvement Program (in \$000s) - Amendment No. 8

Legend
 Indicates change from prior amendment

Funding Source		2024/2025		2025/2026		2026/2027		2027/2028		2028/2029		TOTAL	
		Prior	Current	Prior	Current	Prior	Current	Prior	Current	Prior	Current	Prior	Current
LOCAL	Local Total	\$20,719	\$23,900	\$68,538	\$71,638	\$25,959	\$26,046	\$49,785	\$54,315	\$58,030	\$58,643	\$223,032	\$234,542
STATE	State Highway Operations and Protection Program												
	SHOPP (Including Augmentation)												
	SHOPP Prior												
	State Transportation Improvement Program												
	STIP (Including Augmentation)												
	STIP Prior												
	Proposition 1 A												
	Proposition 1 B												
	Active Transportation Program												
	Highway Maintenance (HM)												
	Highway Bridge Program (HBP)												
	Road Repair and Accountability Act of 2017 (SBI)												
	Traffic Congestion Relief Program (TCRP)												
	State Transit Assistance (STA)(e.g., population/revenue based, Prop Other												
State Total													
FEDERAL TRANSIT	5307 - Urbanized Area Formula Program		\$6,152	\$6,363	\$6,363	\$5,796	\$5,796	\$5,210	\$5,210	\$4,615	\$4,615	\$21,984	\$28,135
	5309a - Fixed Guideway Modernization												
	5309b - New and Small Starts (Capital Investment Grants)												
	5309c - Bus and Bus Related Grants												
	5310 - Elderly & Persons with Disabilities Formula Program												
	5311 - Nonurbanized Area Formula Program												
	5337 - State of Good Repair		\$629	\$1,726	\$1,726	\$336	\$336					\$2,062	\$2,691
	5339 - Bus and Bus Facilites Program												
	Other												
Federal Transit Total		\$6,780	\$8,089	\$8,089	\$6,133	\$6,133	\$5,210	\$5,210	\$4,615	\$4,615	\$24,046	\$30,826	
FEDERAL HIGHWAY	Congestion Mitigation and Air Quality (CMAQ)	\$677	\$27	\$1,546	\$7,196	\$7,225	\$5,225	\$45,104	\$42,104	\$45,104	\$45,104	\$99,657	\$99,657
	Coordinated Border Infrastructure (SAFETEA-LU Sec.1303)												
	GARVEE Bonds (Includes Debt Service Payments)												
	Highway Infrastructure Program (HIP)												
	High Priority Projects (HPP) and Demo												
	Highway Safety Improvement Program (HSIP)												
	National Significant Freight & Highway Projects (FASTLANE/INFR)												
	Surface Transportation Program (Regional)	\$406	\$406	\$2,175	\$2,175	\$16,091	\$7,412	\$37,705	\$37,705	\$56,205	\$56,205	\$112,582	\$103,903
	Other	\$420	\$2,227	\$265	\$385	\$6,020	\$6,020	\$6,020	\$6,020	\$6,020	\$6,020	\$18,746	\$2,612
Federal Highway Total	\$1,503	\$2,659	\$3,986	\$9,756	\$29,337	\$12,638	\$88,830	\$79,809	\$107,330	\$101,309	\$230,985	\$206,172	
FRA	Passenger Rail Investment and Improvement Act of 2008 (PRIIA)												
	Other												
	Federal Railroad Administration Total												
Federal Total	\$1,503	\$9,440	\$12,075	\$17,845	\$35,470	\$18,770	\$94,039	\$85,019	\$111,945	\$105,924	\$255,031	\$236,998	
INNOVATIVE FINANCE	TIFIA (Transportation Infrastructure Finance and Innovation Act)												
	Innovative Financing Total												
REVENUES - PROGRAM TOTAL		\$22,222	\$33,340	\$80,613	\$89,483	\$61,428	\$44,816	\$143,825	\$139,334	\$169,975	\$164,567	\$478,063	\$471,540

FY28/29 includes programming for future years and is included here for reference only