



Crime in the San Diego Region, 2024


Public Safety Committee | Item 5
Dr. Octavio Rodriguez Ferreira, Principal Criminal Justice Researcher
September 19, 2025

1

45 Years of Regional Crime Reporting

- Latest CJ report analyzing long-term trends using UCR Summary:

43 Years of Crime in the San Diego Region: 1980 Through 2022



2

National system to report crime changed in 2021

Uniform Crime Reporting Summary Reporting System (UCR Summary)



8 Part I and 21 Part II crime types

National Incident Based Reporting System (NIBRS)



National standard on January 2021

52 Group A Offenses and 8 Group B Offenses




California Incident Based Reporting System (CIBRS)



State-specific version of NIBRS; collects additional data values

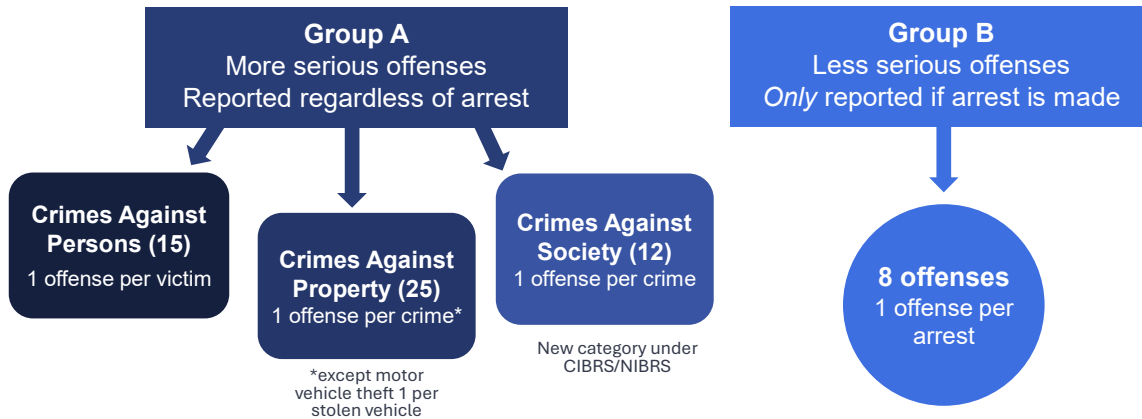
3

Differences Between UCR SRS and CIBRS/NIBRS

Feature	UCR SRS	CIBRS/NIBRS
 Offenses counted	Only highest offense per crime case	Up to ten offenses per crime case
Tabulation	Based on "Report Date"	Based on "Incident Date"
 Reporting frequency	Monthly updates	Transactional real-time reporting
"Attempted" and "Completed"	Only tracked for a few crime types	Tracked for all crimes types
 Weapon information	Collected for a few crime types (e.g., homicide, aggravated assaults)	Collected for all crime types

4

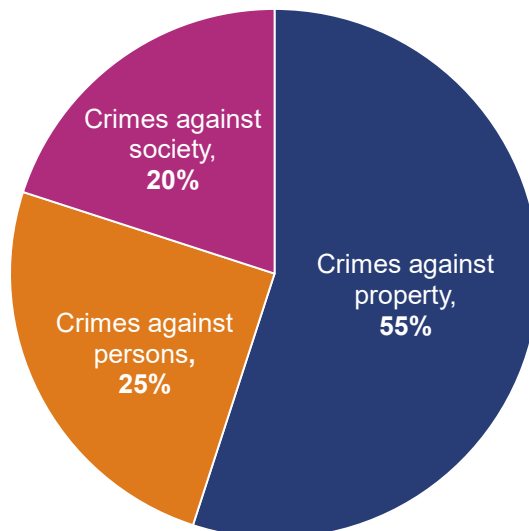
CIBRS/NIBRS Counting and Classifying Offenses



5

Proportion of Group A Offenses by Category: 2024

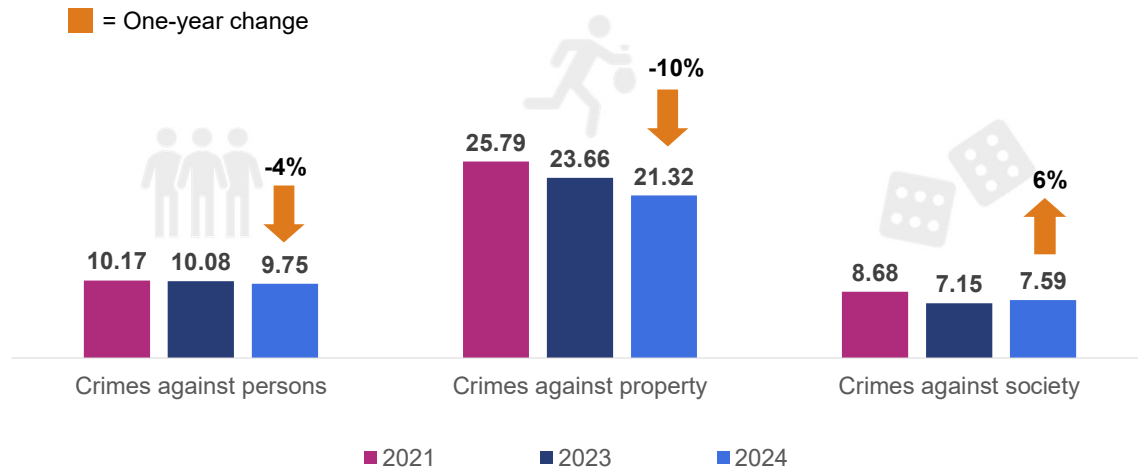
- More than half of reported incidents were crimes against property



Total = 127,206

6

Crime Rates per 1,000 Residents: Trends by Category

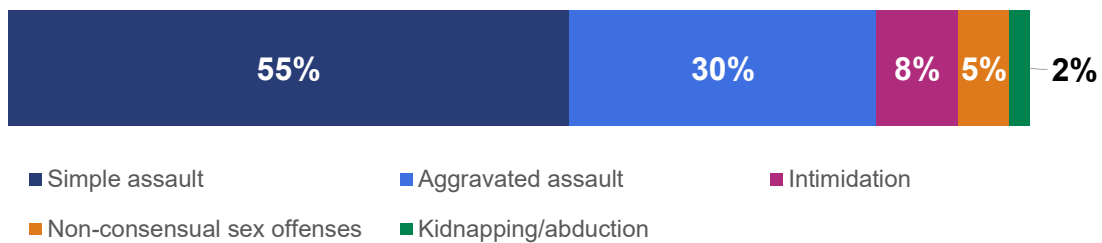


Note: Rate per 1,000 Population
Sources: SANDAG; ARJIS

SANDAG | 7

7

Types of Crimes Against Persons in 2024



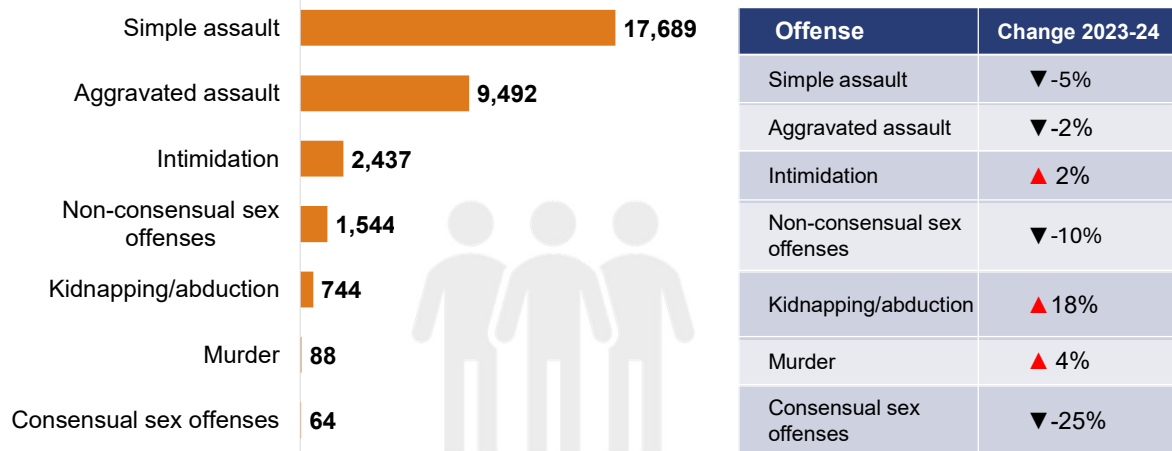
Total = 32,078

Note: Categories not shown here cumulatively make up 1% of all crimes against property. These include murder, negligent manslaughter, justifiable homicide, consensual sex offenses, and human trafficking offenses.
Sources: SANDAG; ARJIS

SANDAG | 8

8

Crimes Against Persons: Offense Distribution and Trends



Note: Offenses with a count of less than 30 not included.
Sources: SANDAG; ARJIS

SANDAG | 9

9

Murder/Non-Negligent Manslaughter: Quick Facts

88
reported
murders
(85 in 2023)



52%
suspects
strangers to
victim*



49%
of cases
involved a
firearm*



82%
of murders of
18 to 24* y/o involved
a firearm

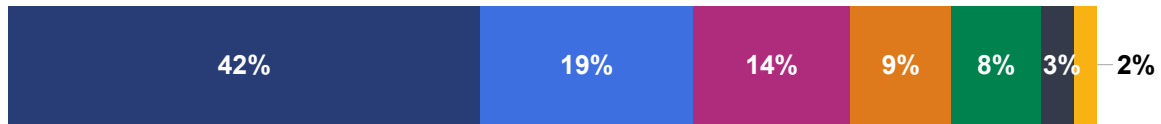


* Percentages shown only include cases with known information. Sample sizes vary.
Source: SANDAG

SANDAG

10

Types of Crimes Against Property in 2024



- Larcenies
- Destruction of property
- Motor vehicle thefts
- Fraud offenses
- Burglaries
- Robberies
- Stolen property

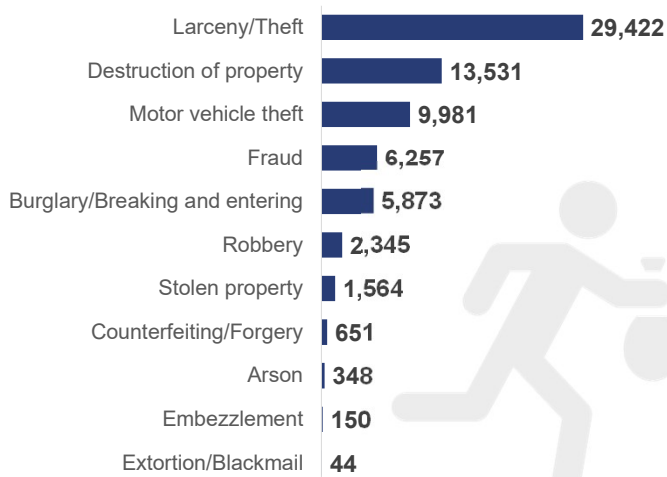
Total = 70,168

*Note: Percentages do not add to 100 due to the exclusion of offenses that collectively made up 2% of total crimes against property. These include arson, counterfeiting, embezzlement, extortion, and bribery.
Sources: SANDAG; ARJIS*

SANDAG | 11

11

Crimes Against Property: Offense Distribution and Trends



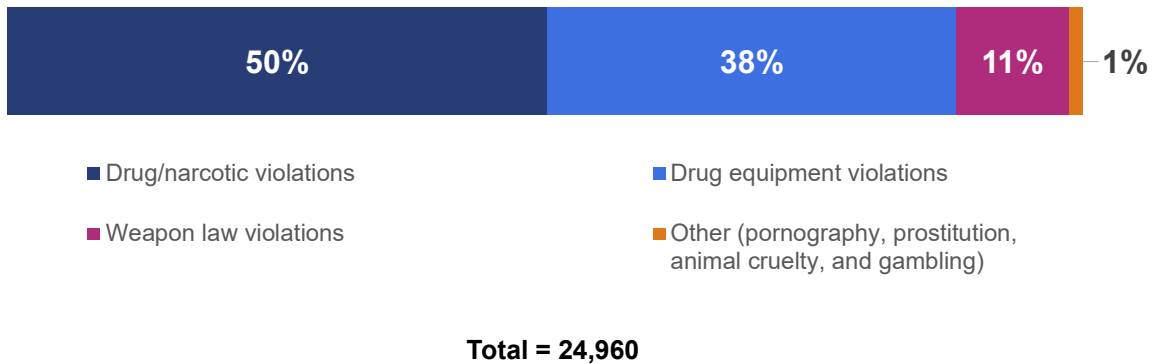
Offense	Change 2023-24
Larceny/Theft	▼-8%
Destruction of property	▼-5%
Motor vehicle theft	▼-19%
Fraud	▼-13%
Burglary	▼-10%
Robbery	▼-4%
Stolen property	▼-18%
Counterfeiting/Forgery	▼-9%
Arson	▲ 1%
Embezzlement	▼-19%
Extortion/Blackmail	▼-24%

*Note: Offenses with a count of less than 30 not included
Sources: SANDAG; ARJIS*

SANDAG | 12

12

Types of Crimes Against Society in 2024

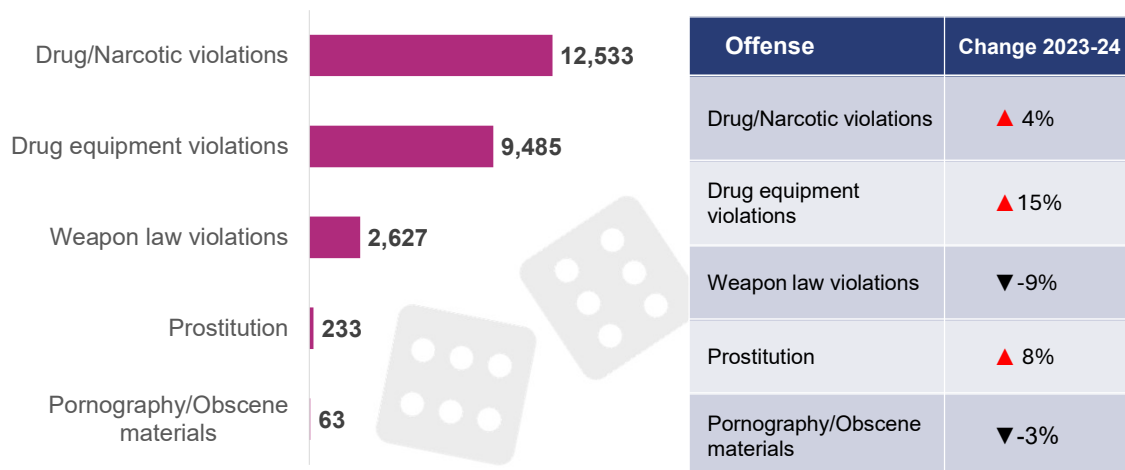


Sources: SANDAG; ARJIS

SANDAG | 13

13

Crimes Against Society: Offense Distribution and Trends

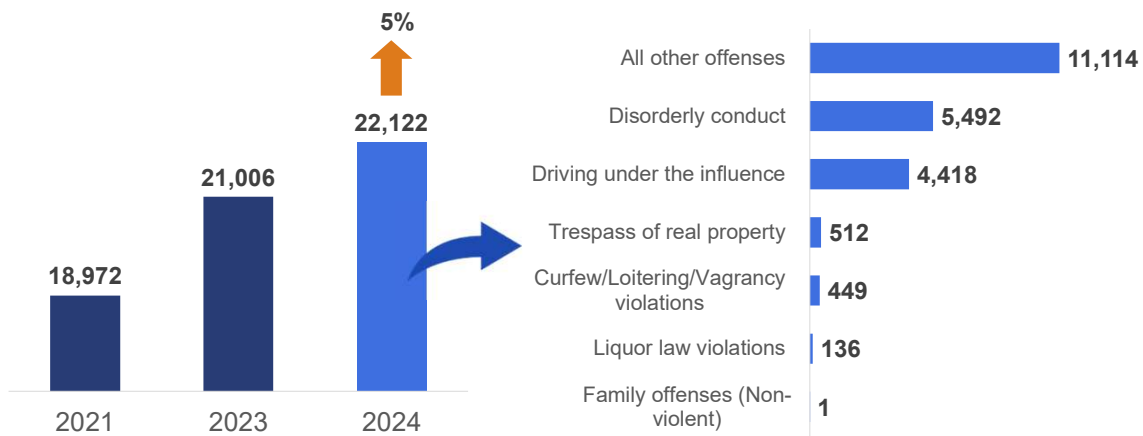


Note: Offenses with less than 30 incidents in any of the comparison years are not shown (animal cruelty and all gambling offenses)
Sources: SANDAG; ARJIS

SANDAG | 14

14

Group B Offenses



Sources: SANDAG; ARJIS

SANDAG | 15

15

SANDAG

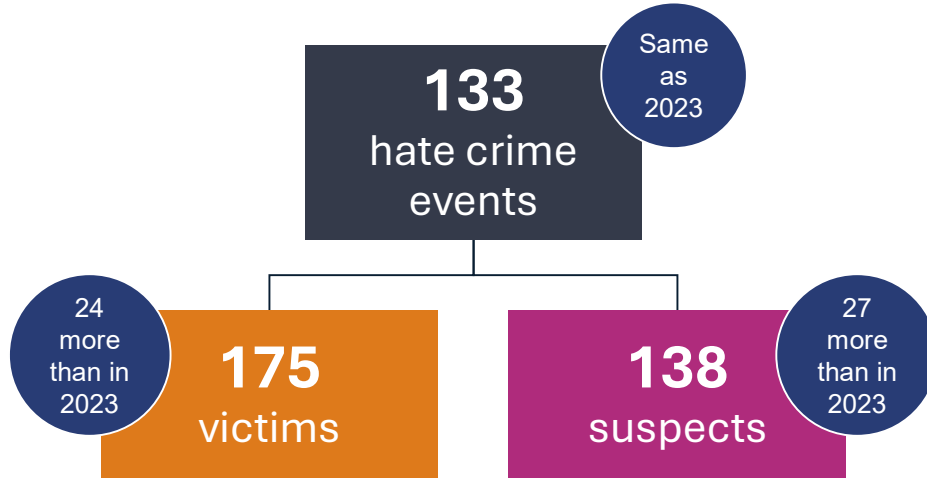
Hate Crimes

- Offenses that are motivated by bias(es) against a race, religion, disability, sexual orientation, ethnicity, gender, or gender identity.
- Flagged as a data element, not a separate offense.

16

16

2024 Hate Crime Overview

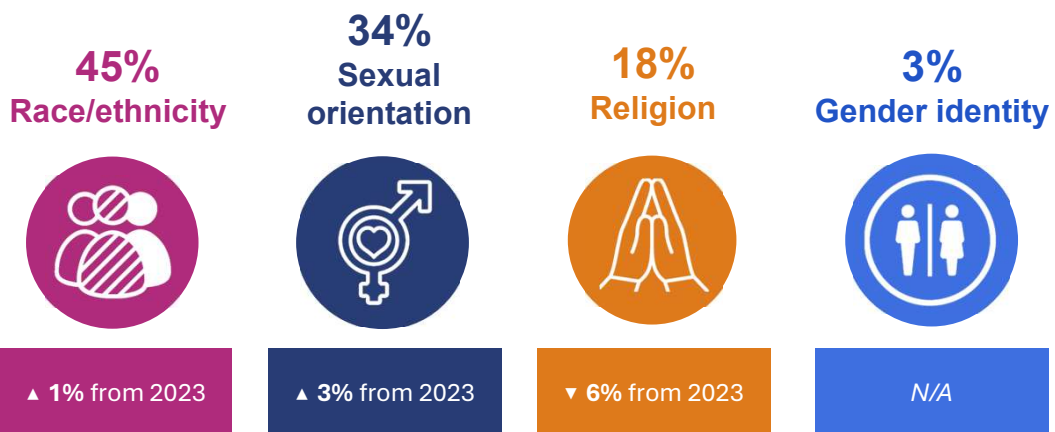


Source: SANDAG

SANDAG | 17

17

Hate Crime Biases/Motivations in 2024



Note: Prior to 2024, gender identity was categorized under sexual orientation for hate crime bias reporting
Source: SANDAG

SANDAG | 18

18

2024 Highlights

- Group A offenses dropped 5% from 2023 and 13% from 2021
- More than half (55%) of reported incidents were crimes against property
- Crimes against society was the only category to increase from 2023, by 6%
- Race/ethnicity continues to be the leading bias/motive for hate crimes in the region.

Stay up to date with SANDAG CJ work

- Explore our websites:
 - SANDAG.org/cj
 - Opendata.SANDAG.org

✉ Email: Oro@sandag.org