



# Youth Opportunity Pass Program Update

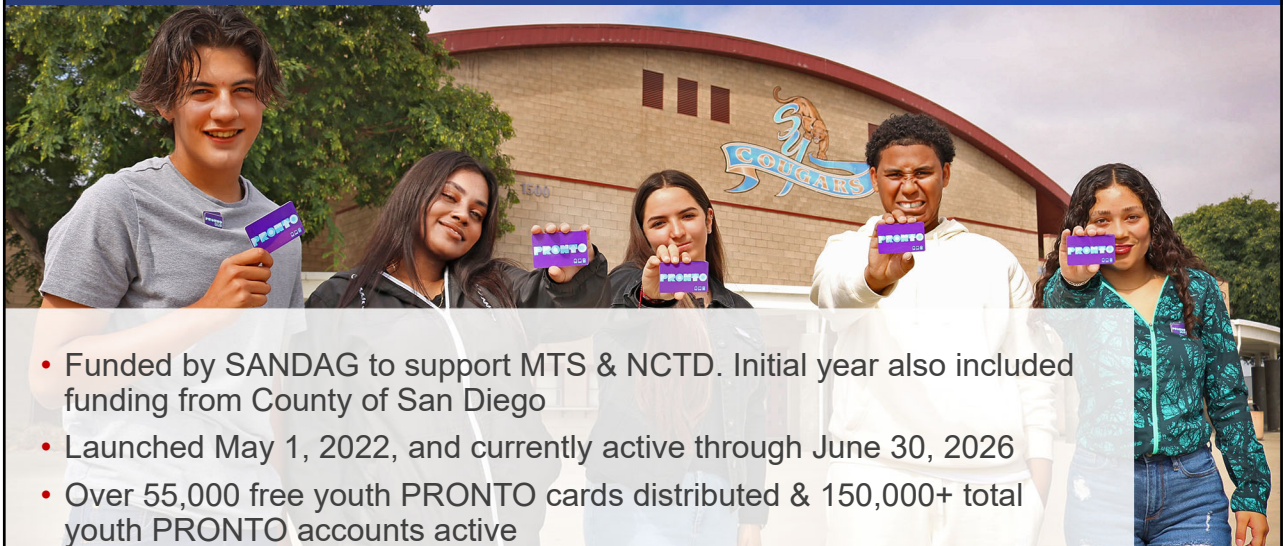


**NORTH COUNTY TRANSIT**  
SAN DIEGO RAILROAD

Transportation Committee | Item 5  
Tim Garrett, Associate Regional Planner  
October 17, 2025

1

## YOP Program Overview

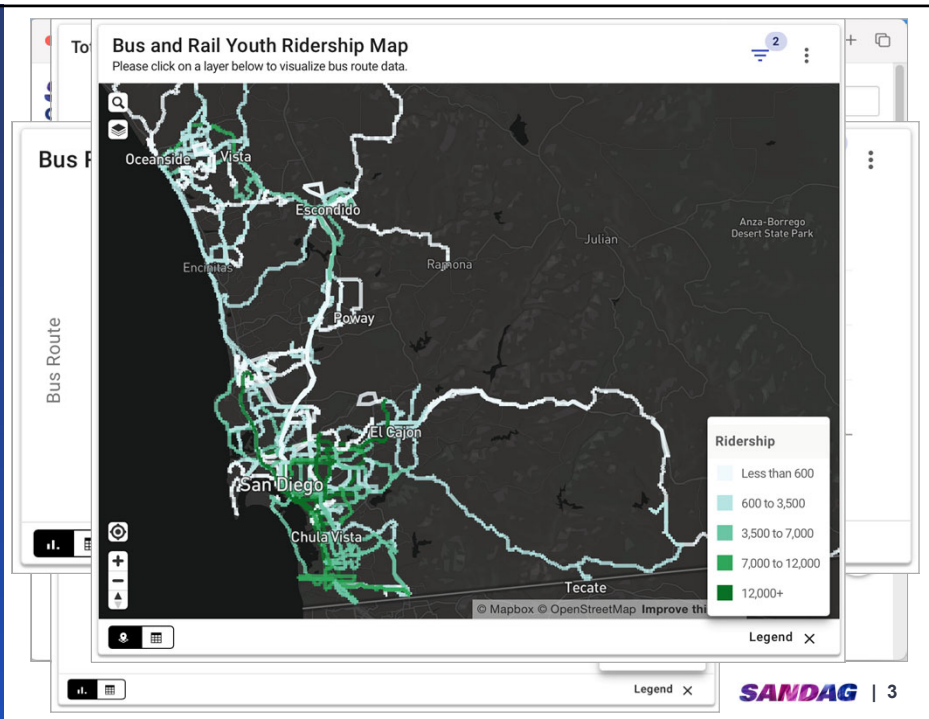


- Funded by SANDAG to support MTS & NCTD. Initial year also included funding from County of San Diego
- Launched May 1, 2022, and currently active through June 30, 2026
- Over 55,000 free youth PRONTO cards distributed & 150,000+ total youth PRONTO accounts active

**SANDAG** | 2

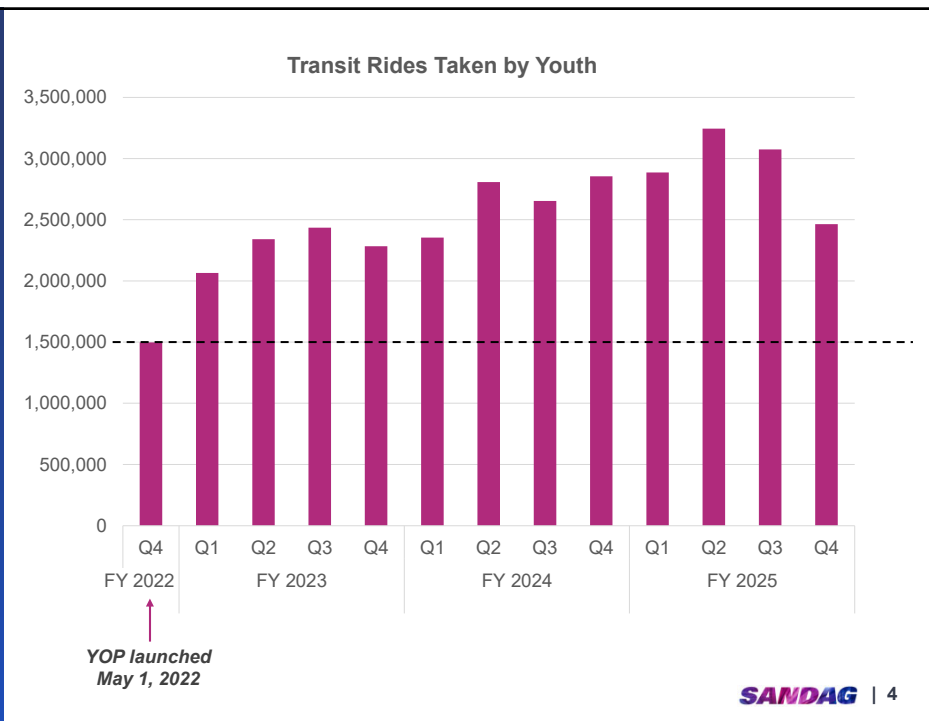
2

# Open Data Portal



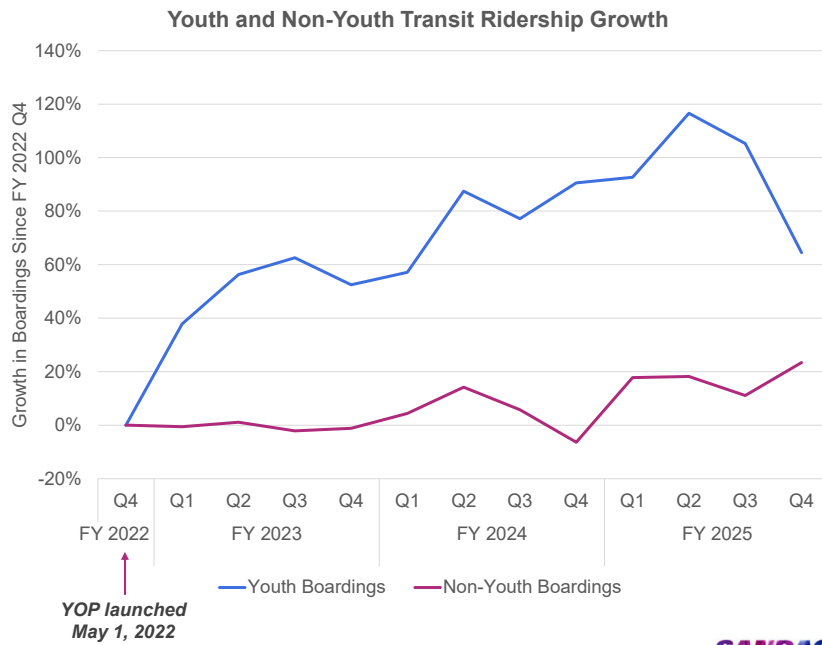
3

# Youth Ridership Since Program Launch



4

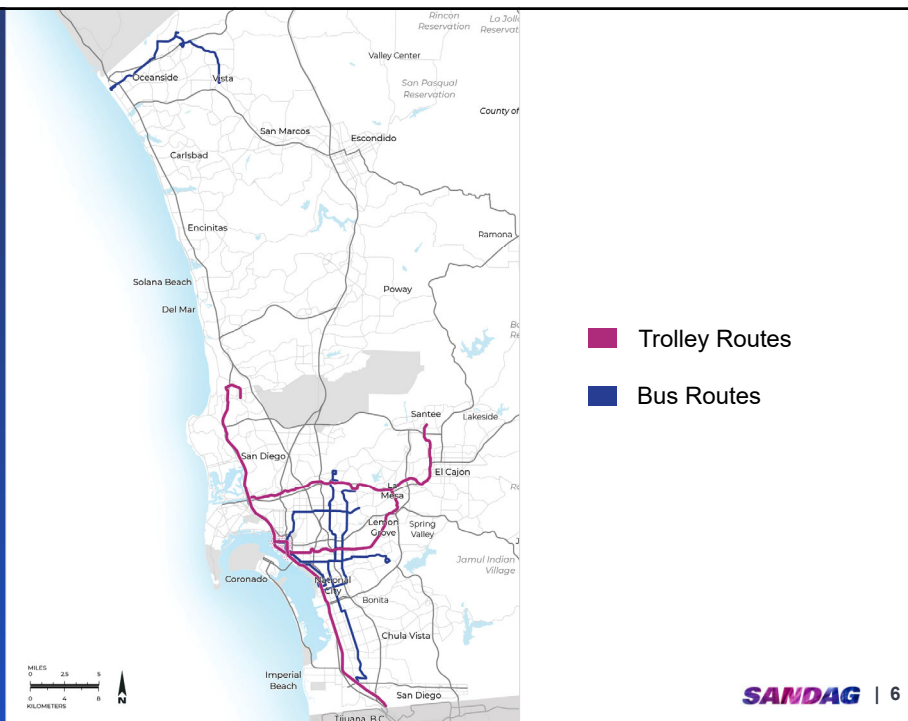
## Youth Ridership Increasing Faster than Non-Youth



5

## Benefits Across the Region

Highest youth ridership routes throughout the county: Trolley and bus routes 7, 12, 13, 303, 929, 955



6

## YOP Program Statistics through FY 2025

	MTS	NCTD	Total
SANDAG Annual Cost	\$5,310,600	\$1,233,240	\$6,543,840
Paid to Date	\$16,864,900	\$3,905,260	\$20,770,160
Total Rides	29,445,178	3,165,008	32,610,186
SANDAG Cost per Ride	\$0.57	\$1.23	\$0.64

SANDAG | 7

7

## Funding Status

- Funding available through June 30, 2026 via Congestion Mitigation & Air Quality Improvement (CMAQ) Program
- California Senate Bill 840 signed in September 2025
  - Cap-and-Invest Program auction proceeds deposited in Greenhouse Gas Reduction Fund
  - Legislature prioritizes \$125 million for transit passes statewide
- Other options to maintain YOP still being considered




SANDAG | 8

8

## Stay connected with SANDAG

 Explore our website  
SANDAG.org

 Follow us on social media:  
@SANDAGregion @SANDAG

 Email: [tim.garrett@sandag.org](mailto:tim.garrett@sandag.org)

**SANDAG**

9