



Public Safety Committee Agenda

Friday, June 21, 2024

1 p.m.

Welcome to SANDAG. The Public Safety Committee meeting scheduled for Friday, June 21, 2024, will be held in person in the SANDAG Board Room. While Public Safety Committee members will attend in person, members of the public will have the option of participating either in person or virtually.

For public participation via Zoom webinar, click the link to join the meeting: <https://us02web.zoom.us/j/87498107728>

Webinar ID: 874 9810 7728

To participate via phone, dial a number based on your current location in the US:

+1 (669) 900-6833 +1 (929) 205-6099 International numbers available: <https://us02web.zoom.us/j/87498107728>

All in-person attendees at SANDAG public meetings other than Board of Directors, Policy Advisory Committee members, and SANDAG staff wearing proper identification are subject to screening by walk-through and handheld metal detectors to identify potential hazards and prevent restricted weapons or prohibited contraband from being brought into the meeting area consistent with section 171(b) of the California Penal Code. The SANDAG [Public Meeting Screening Policy](#) is posted on the [Meetings & Events](#) page of the SANDAG website.

Public Comments: Members of the public may speak to the Public Safety Committee on any item at the time the Public Safety Committee is considering the item. Public speakers are generally limited to three minutes or less per person.

Persons who wish to address the members on an item to be considered at this meeting, or on non-agendized issues, may email comments to the Clerk at clerkoftheboard@sandag.org (please reference Public Safety Committee meeting in your subject line and identify the item number(s) to which your comments pertain). Comments received by 4 p.m. the business day before the meeting will be provided to members prior to the meeting. All comments received prior to the close of the meeting will be made part of the meeting record.

If you desire to provide in-person verbal comment during the meeting, please fill out a speaker slip, which can be found in the lobby. If you have joined the Zoom meeting by computer or phone, please use the "Raise Hand" function to request to provide public comment. On a computer, the "Raise Hand" feature is on the Zoom toolbar. By phone, enter *9 to "Raise Hand" and *6 to unmute. Requests to provide live public comment must be made at the beginning of the relevant item, and no later than the end of any staff presentation on the item. The Clerk will call on members of the public who have timely requested to provide comment by name for those in person and joining via a computer, and by the last three digits of the phone number of those joining via telephone. Should you wish to display media in conjunction with your comments, please inform the Clerk when called upon. The Clerk will be prepared to have you promoted to a position where you will be able to share your media yourself during your allotted comment time. In-person media sharing must be conducted by joining the Zoom meeting on the personal device where the content resides. Please note that any available chat feature on the Zoom meeting platform should be used by panelists and attendees solely for procedural or other "housekeeping" matters as comments provided via the chat feature will not be retained as part of the meeting record. All comments to be provided for the record must be made in writing via email or speaker slip, or verbally per the instructions above.

In order to keep the public informed in an efficient manner and facilitate public participation, SANDAG provides access to all agenda and meeting materials online at sandag.org/meetings. Additionally, interested persons can sign up for email notifications at sandag.org/subscribe. A physical copy of this agenda may be viewed at the SANDAG Toll Operations Office, 1129 La Media Road, San Diego, CA 92154, at any time prior to the meeting.

To hear the verbatim discussion on any agenda item following the meeting, the [audio/video](#) recording of the meeting is accessible on the SANDAG website.

SANDAG agenda materials can be made available in alternative languages. To make a request, call (619) 699-1900 at least 72 hours in advance of the meeting.

Los materiales de la agenda de SANDAG están disponibles en otros idiomas. Para hacer una solicitud, llame al (619) 699-1900 al menos 72 horas antes de la reunión.



SANDAG offices are accessible by public transit. Phone 511 or visit 511sd.com for route information. Bike parking is available in the parking garage of the SANDAG offices.

SANDAG operates its programs without regard to race, color, and national origin in compliance with Title VI of the Civil Rights Act. SANDAG has developed procedures for investigating and tracking Title VI complaints, and the procedures for filing a complaint are available to the public upon request. Questions concerning SANDAG nondiscrimination obligations or complaint procedures should be directed to the SANDAG General Counsel, John Kirk, at (619) 699-1997 or john.kirk@sandag.org. Any person who believes they or any specific class of persons to be subjected to discrimination prohibited by Title VI also may file a written complaint with the Federal Transit Administration.



SANDAG Notice of Non-Discrimination | Aviso de no discriminación de SANDAG | Abiso sa Hindi Pandiskrimina ng SANDAG | Thông cáo Không phân biệt đối xử của SANDAG | SANDAG 非歧视通知 | SANDAG: إشعار عدم التمييز

This meeting will be conducted in English, and simultaneous interpretation will be provided in Spanish. Interpretation in additional languages will be provided upon request to ClerkoftheBoard@sandag.org at least 72 business hours before the meeting.

Esta reunión se llevará a cabo en inglés, y se ofrecerá interpretación simultánea en español. Se ofrecerá interpretación en otros idiomas previa solicitud a ClerkoftheBoard@sandag.org al menos 72 horas antes de la reunión.

Free Language Assistance | Ayuda gratuita con el idioma | Libreng Tulong sa Wika | Hỗ trợ ngôn ngữ miễn phí |

免費語言協助 | 免費語言協助 | مجانية لغوية مساعدة | 무료 언어 지원 | رایگان زبان کمک | 無料の言語支援 |

Бесплатная языковая помощь | Assistência linguística gratuita | मुफ्त भाषा सहायता | Assistance linguistique gratuite |

ជំនួយភាសាឥតគិតថ្លៃ | ఉచిత భాషా సహాయం | ການຊ່ວຍເຫຼືອກັນພາສາຟຣີ | Kaalmada Luqadda ee Bilaashka ah |

Безкоштовна мовна допомога | sandag.org/LanguageAssistance | (619) 699-1900

Closed Captioning is available

SANDAG uses readily available speech recognition technology to automatically caption our meetings in Zoom. The accuracy of captions may vary based on pronunciations, accents, dialects, or background noise. To access Closed Captions, click the “CC” icon in the toolbar in Zoom. To request live closed caption services, please contact the Clerk of the Board at clerkoftheboard@sandag.org or at (619) 699-1900, at least 72 hours in advance of the meeting.

In compliance with the Americans with Disabilities Act (ADA), SANDAG will accommodate persons who require assistance in order to participate in SANDAG meetings. If such assistance is required, please contact the Clerk of the Board at clerkoftheboard@sandag.org or at (619) 699-1985, at least 72 hours in advance of the meeting. To request this document or related reports in an alternative format, please call (619) 699-1900 or (619) 699-1904 (TTY), or fax (619) 699-1905 at least 72 hours in advance of the meeting.

Vision Statement: *Pursuing a brighter future for all*

Mission Statement: *We are the regional agency that connects people, places, and innovative ideas by implementing solutions with our unique and diverse communities.*

Our Commitment to Equity: *We hold ourselves accountable to the communities we serve. We acknowledge we have much to learn and much to change; and we firmly uphold equity and inclusion for every person in the San Diego region. This includes historically underserved, systemically marginalized groups impacted by actions and inactions at all levels of our government and society.*

We have an obligation to eliminate disparities and ensure that safe, healthy, accessible, and inclusive opportunities are available to everyone. The SANDAG equity action plan will inform how we plan, prioritize, fund, and build projects and programs; frame how we work with our communities; define how we recruit and develop our employees; guide our efforts to conduct unbiased research and interpret data; and set expectations for companies and stakeholders that work with us.

We are committed to creating a San Diego region where every person who visits, works, and lives can thrive.

Public Safety Committee

Friday, June 21, 2024

Comments and Communications

1. Non-Agenda Public Comments/Member Comments

Members of the public shall have the opportunity to address the Public Safety Committee on any issue within the jurisdiction of the Committee that is not on this agenda. Public speakers are limited to three minutes or less per person. Public comments under this agenda item will be limited to five public speakers. If the number of public comments under this agenda item exceeds five, additional public comments will be taken at the end of the agenda. Public Safety Committee members and SANDAG staff also may present brief updates under this agenda item.

Consent

+2. Approval of Meeting Minutes

Tessa Lero, Linda Cimmino, SANDAG

Approve

The Public Safety Committee is asked to approve the minutes from its April 19, 2024, meeting.

[Meeting Minutes.pdf](#)

Reports

3. San Diego Region Crime Statistics in 2023

Anthony Ray, ARJIS; Dr. Octavio Rodriguez, SANDAG

Information

Staff will present preliminary crime statistics for the San Diego region in 2023 with the new NIBRS/CIBRS crime reporting system.

[Supporting Materials.pdf](#)

4. Findings from the 2023 Substance Abuse Monitoring Program

Anthony Ray, ARJIS; Dr. Octavio Rodriguez, SANDAG

Information

Staff will present statistics from the 2023 Substance Abuse Monitoring survey among adult arrestees in local detention facilities.

[Supporting Materials.pdf](#)

5. Local Efforts to Improve Emergency Response

Fire Chief Bent Koch and EMS Chief Brian Hayward, Heartland Fire & Rescue; Chief Innovation Officer David Graham and Assistant Fire Chief Nick Ordille, City of Carlsbad

Information

Chief Koch, Chief Hayward, David Graham, and Assistant Chief Ordille will present on local initiatives in El Cajon and Carlsbad to improve emergency response.

[Supporting Materials.pdf](#)

6. Adjournment

The next meeting of the Public Safety Committee is scheduled for Friday, October 18, 2024, at 1 p.m.

+ next to an agenda item indicates an attachment

June 21, 2024

April 19, 2024, Meeting Minutes

[View Meeting Video](#)

Chair Jose Rodriguez (South County) called the Public Safety Committee (PSC) meeting to order at 1:03 p.m.

1. Non-Agenda Public Comments/Member Comments

Public Comments: Truth, Michael Brando, and The OriginalDra.

Member Comments: Chief Dave McQuead (Regional Fire/Emergency Medical Services)

Consent

2. Approval of Meeting Minutes

The PSC was asked to review and approve the February 16, 2024, meeting minutes.

Public Comments: Truth, Michael Brando, The OriginalDra, and Blair Beekman.

Action: Upon a motion by Councilmember Raul Campillo (City of San Diego) and a second by Supervisor Joel Anderson (County of San Diego), the PSC voted to approve the February 16, 2024, meeting minutes.

The motion passed.

Yes: Chair Rodriguez, Councilmember Campillo, Councilmember Rick Robinson (North County Coastal), Councilmember Ed Musgrove (North County Inland), Supervisor Anderson, Chief McQuead, Deputy Chief Investigator Jorge Duran (San Diego County District Attorney), Sheriff Kelly Martinez (San Diego County Sheriff), and Assistant Chief Scott Wahl (San Diego Police Department).

No: None.

Abstain: None.

Absent: East County and Chiefs'/Sheriff's Management Committee (Seats A and B).

Reports

3. Draft FY 2024-2025 Public Safety Work Program and Budget

ARJIS Director Anthony Ray and Principal Research Analyst Dr. Octavio Rodriguez-Ferreira presented the draft FY 2024-2025 Public Safety Work Programs and Budget for ARJIS and the Criminal Justice Division.

Public Comments: Truth, Michael Brando, The OriginalDra, and Blair Beekman.

Action: Upon a motion by Councilmember Musgrove and a second by Supervisor Anderson, the PSC voted to recommend to the Board of Directors the FY 2024-2025 Public Safety Work Program and Budget.

The motion passed.

Yes: Chair Rodriguez, Councilmember Campillo, Councilmember Robinson, Councilmember Musgrove, Supervisor Anderson, Chief McQuead, Deputy Chief Investigator Duran, Sheriff Martinez, and Assistant Chief Wahl.

No: None.

Abstain: None.

Absent: East County and Chiefs'/Sheriff's Management Committee (Seats A and B).

4. County of San Diego Detention Facility Strategic Framework Plan

Sheriff Martinez and Chris Thibodeaux, San Diego County Sheriff's Department, presented an overview of the County's ten-year plan to renovate and replace the current jail facility systems.

Public Comments: Truth, Michael Brando, The OriginalDra, and Blair Beekman.

Action: Information.

5. Adjournment

Chair Rodriguez adjourned the meeting at 2:16 p.m.

The next meeting of the PSC is scheduled for Friday, June 21, 2024, at 1 p.m.

Confirmed Attendance at Public Safety Committee Meeting

Jurisdiction	Name	Member/ Alternate	Attend
Chiefs'/Sheriff's Association Seat A	Chief Kedrick Sadler	Member	No
	Vacant	1 st Alternate	N/A
Chiefs'/Sheriff's Association Seat B	Chief Alex Hernandez	Member	No
	Chief Roxana Kennedy	1 st Alternate	No
City of San Diego	Hon. Raul Campillo	Member	Yes
	Hon. Marni von Wilpert	1 st Alternate	No
County of San Diego	Supervisor Joel Anderson	Member	Yes
	Supervisor Monica MontgomerySteppe	1 st Alternate	No
San Diego County District Attorney	District Attorney Summer Stephen	Member	No
	Chief Investigator Jorge Duran	1 st Alternate	Yes
	Deputy Chief Invest Donald Holmes	2 nd Alternate	No
East County	Hon. John Minto, Vice Chair	Member	No
	Hon Steve Goble	1 st Alternate	No
Regional Fire/ Emergency Medical Services	Chief Dave McQuead	Member	Yes
	Vacant	1 st Alternate	N/A
North County Coastal	Hon. Rick Robinson	Member	Yes
	Hon Keith Blackburn	1 st Alternate	No
North County Inland	Hon. Caylin Frank	Member	No
	Hon. Ed Musgrove	1 st Alternate	Yes
San Diego Police Department	Chief Dave Nisleit	Member	No
	Assistant Chief Scott Wahl	1 st Alternate	Yes
	Assistant Chief Paul Connelly	2 nd Alternate	No
San Diego County Sheriff	Sheriff Kelly Martinez	Member	Yes
	Undersheriff Richard Williams	1 st Alternate	No
	Assistant Sheriff Ken Jones	2 nd Alternate	No
South County	Hon. Jose Rodriguez, Chair	Member	Yes
	Hon. Alonso Gonzalez	1 st Alternate	No
Advisory Members	Name	Member/ Alternate	Attended
County Public Safety	Chief Tamika Nelson	Member	No
	Denise Huffhines	1 st Alternate	No
Department of Defense	Matthew Crews	Member	No
	Michial Michalovich	1 st Alternate	No
Federal Public Safety	SAC Stacey Moy	Member	No
	SAC Shelly S. Howe	1 st Alternate	No
	U.S. Marshal Steven Stafford	2 nd Alternate	No

Jurisdiction	Name	Member/ Alternate	Attend
Federal Public Safety	Kathleen Connon	Member	Yes
	Sidney Aki	1 st Alternate	No
	Tara McGrath	2 nd Alternate	No
Homeland Security	Christopher Heiser	Member	No
	Jeffrey Toney	1 st Alternate	No
Regional Transit	Karen Tucholski	Member	No
	Tim Curran	1 st Alternate	Yes
Southern California Tribal Chairmen's Association	Robert H. Smith	Member	No
	Leia Arviso	1 st Alternate	No
State Public Safety	Chief Tommie Cocroft	Member	No
	Assistant Chief Craig Root	1 st Alternate	No
	Captain Reggie Williams	2 nd Alternate	No



San Diego Region Crime Statistics in 2023

Public Safety Committee | Item 3
Dr. Octavio Rodriguez Ferreira, Principal Criminal Justice Researcher
June 21, 2024

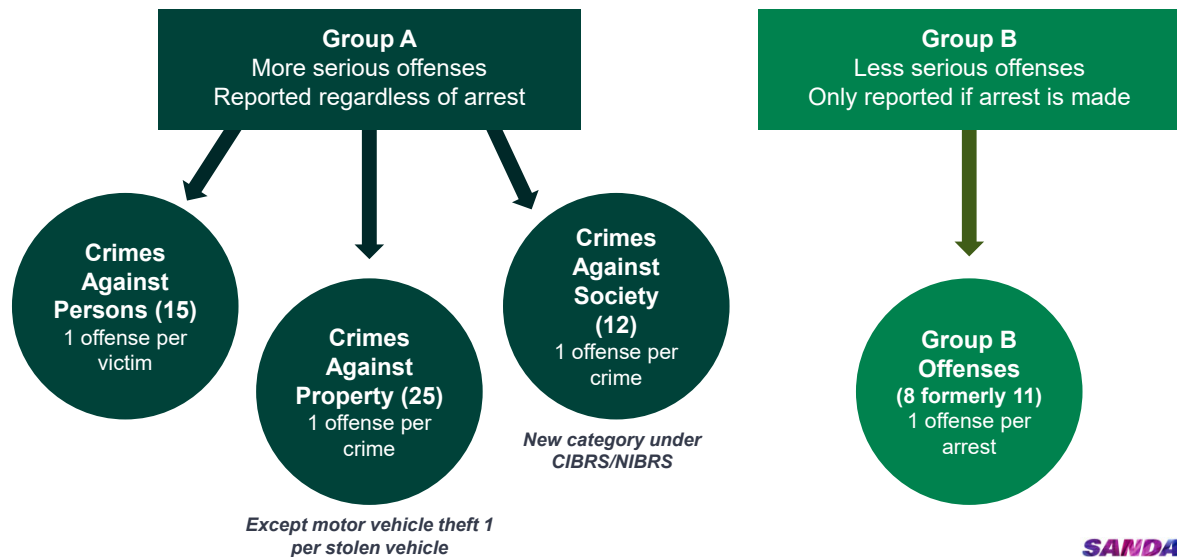
1

Differences Between UCR and CIBRS/NIBRS

UCR (Uniform Crime Reporting Program)	CIBRS/NIBRS (California/National Incident-Based Reporting System)
Only highest offense <u>counted per crime case</u>	Up to ten offenses <u>counted per crime case</u>
8 Part I Offenses 23 Part II Offenses	52 Group A Offenses 8 Group B Offenses
Tabulated and sent on “ Report Date ”	Tabulated on “ Incident Date ”
Data updated monthly	Transactional real-time reporting
Attempted or Completed only tracked for a few crime types	Attempted and Completed tracked for all crimes types
Collects weapon information on few cases (homicide, robbery, and aggravated assaults)	Collects weapon information on all crimes

2

CIBRS/NIBRS Counting and Classifying Offenses

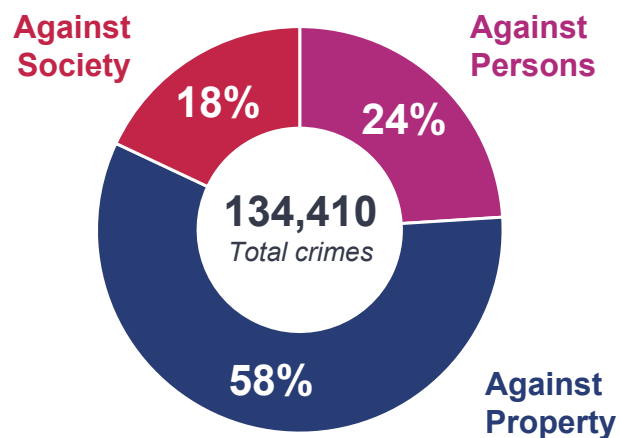


SANDAG | 3

3

Crimes by Type in 2023

More Than Half were Crimes Against Property

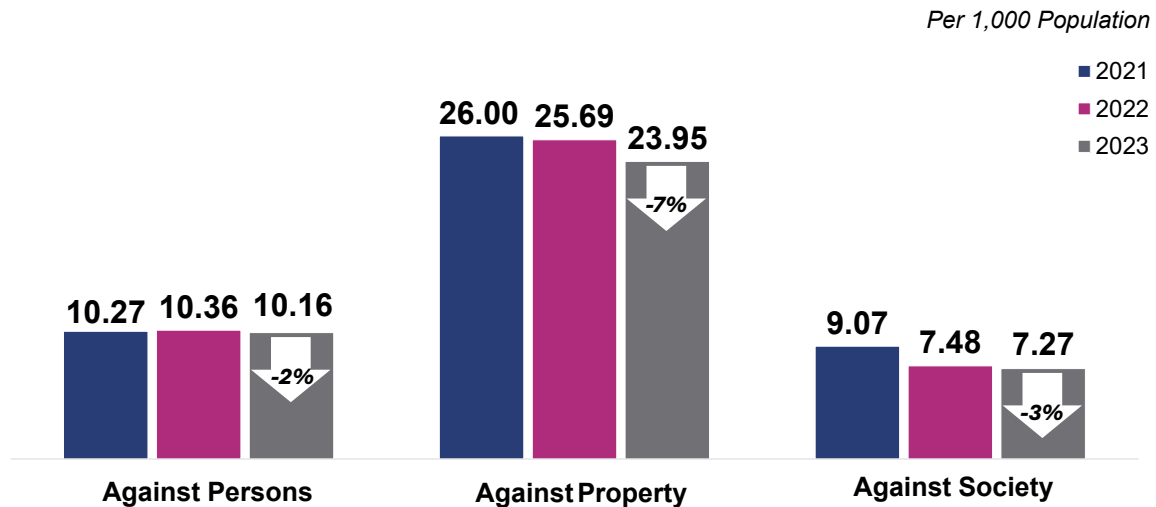


Sources: SANDAG, ARJIS

SANDAG | 4

4

Overall Decreases for All Group A Crimes from Previous Year

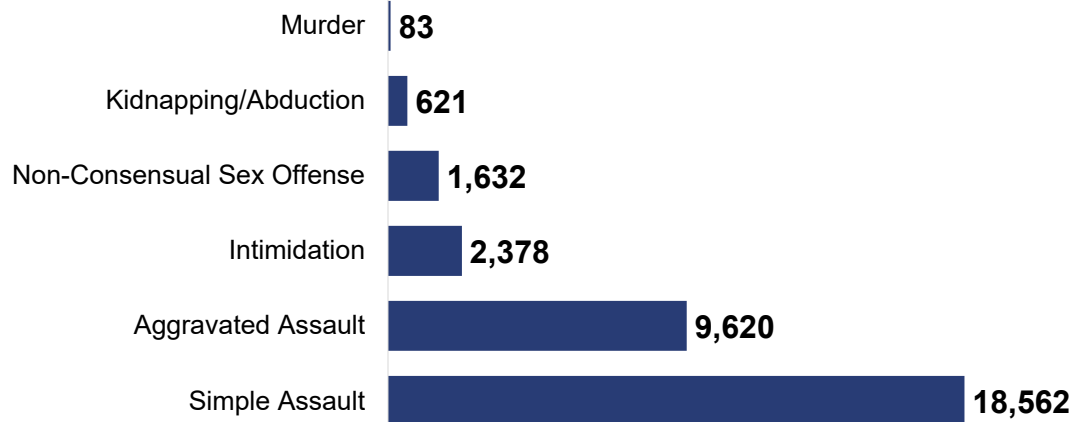


Sources: ARJIS, SANDAG

SANDAG | 5

5

32,993 Crimes Against Persons Offenses Reported to San Diego County Law Enforcement in 2023

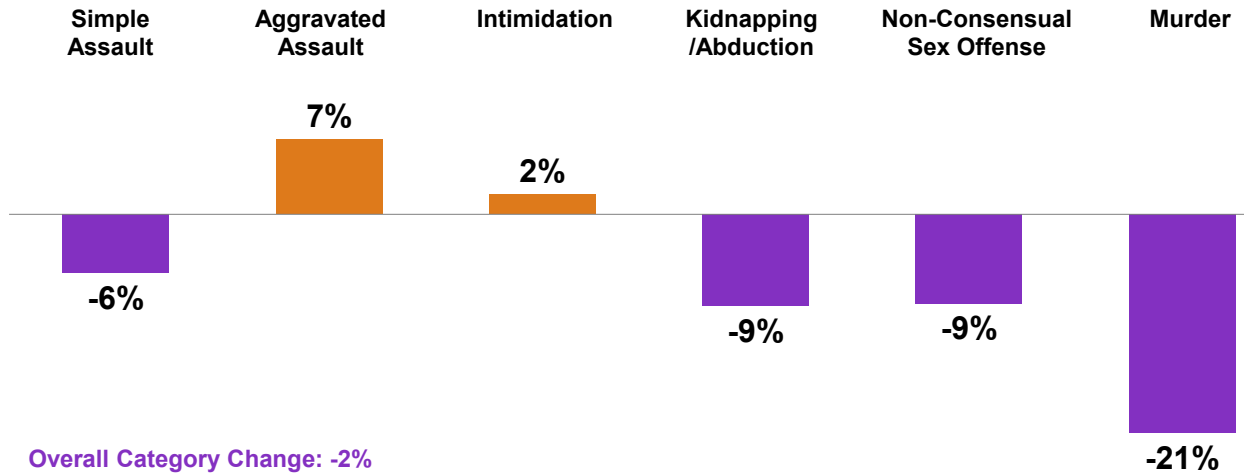


Note: Offenses with a count of less than 30 are not included.

SANDAG | 6

6

One-Year Change in Crimes Against Persons Offenses (2022-2023)

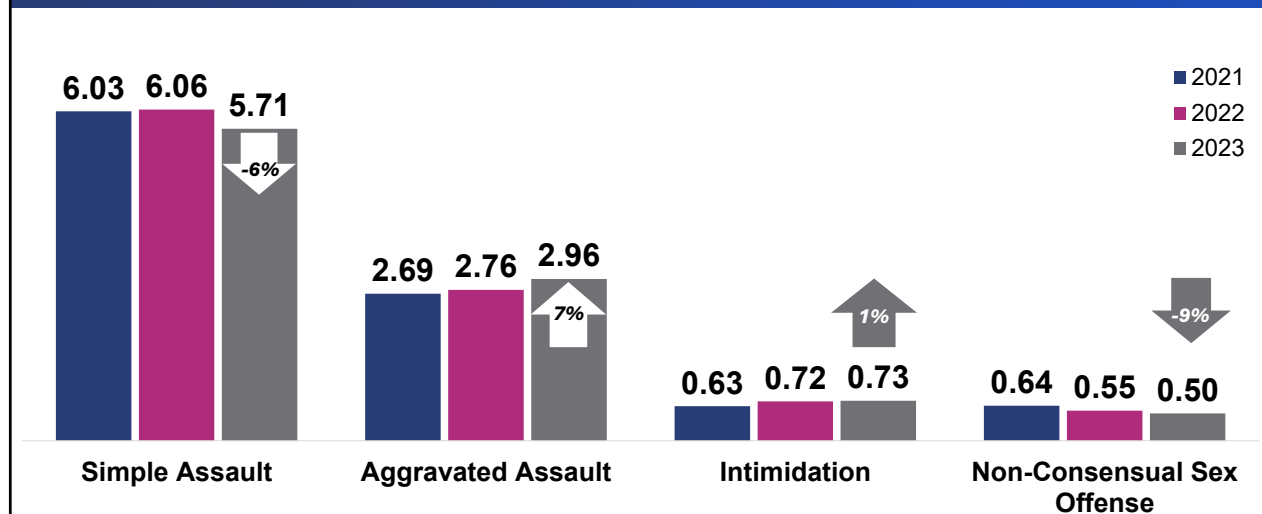


Note: Offenses with a count of less than 30 are not included.

SANDAG | 7

7

Crimes Against Persons Rate Per 1,000 Population

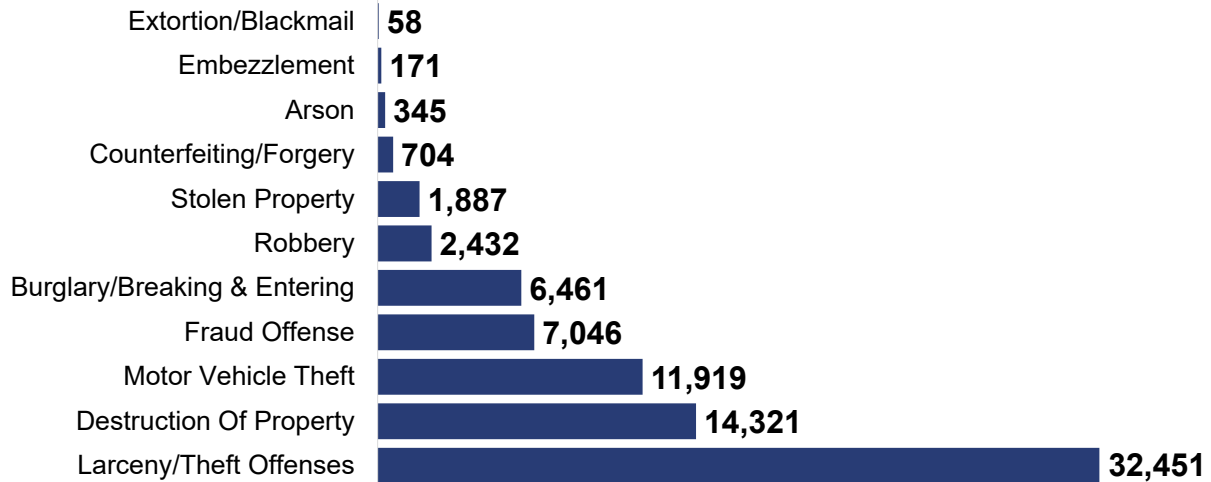


Note: Offenses with a count of less than 30 or rate below 0.25 are not included.

SANDAG | 8

8

74,796 Crimes Against Property Offenses Reported to San Diego County Law Enforcement in 2023

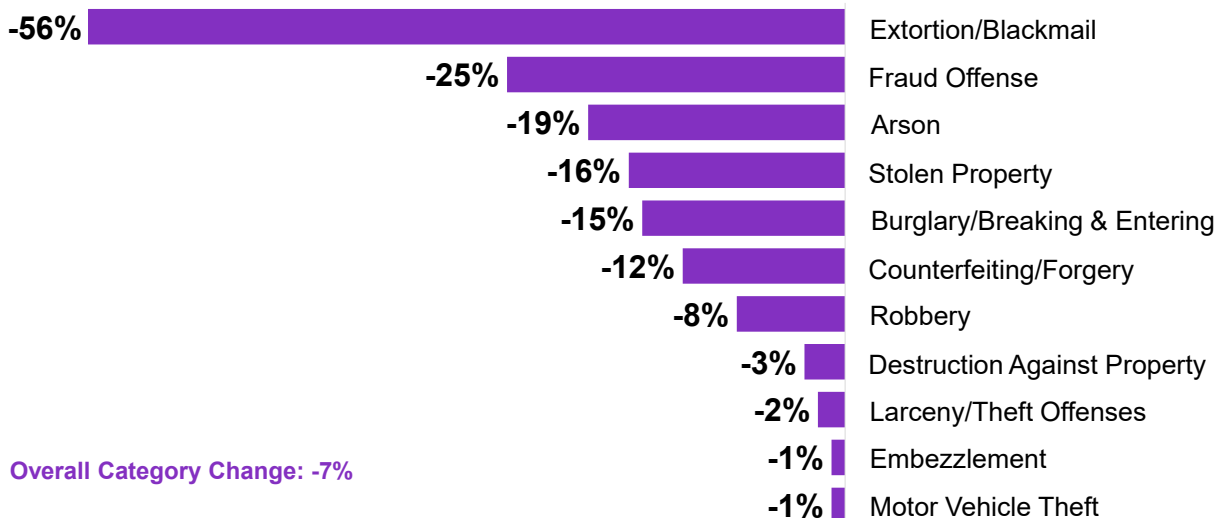


Note: Offenses with a count of less than 30 are not included.

SANDAG | 9

9

One-Year Change in Crimes Against Property Offenses (2022-2023)

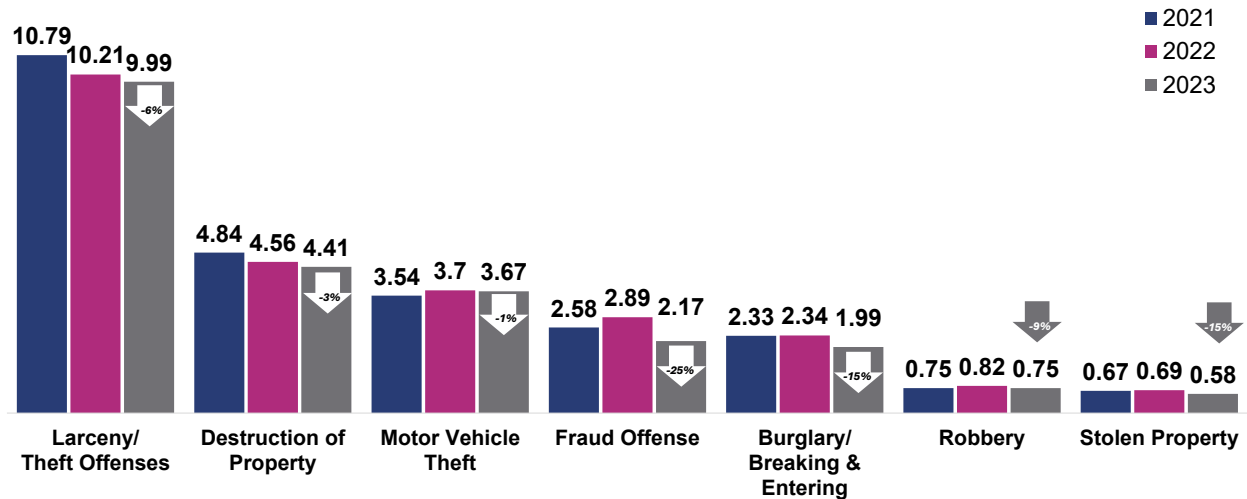


Note: Offenses with a count of less than 30 are not included.

SANDAG | 10

10

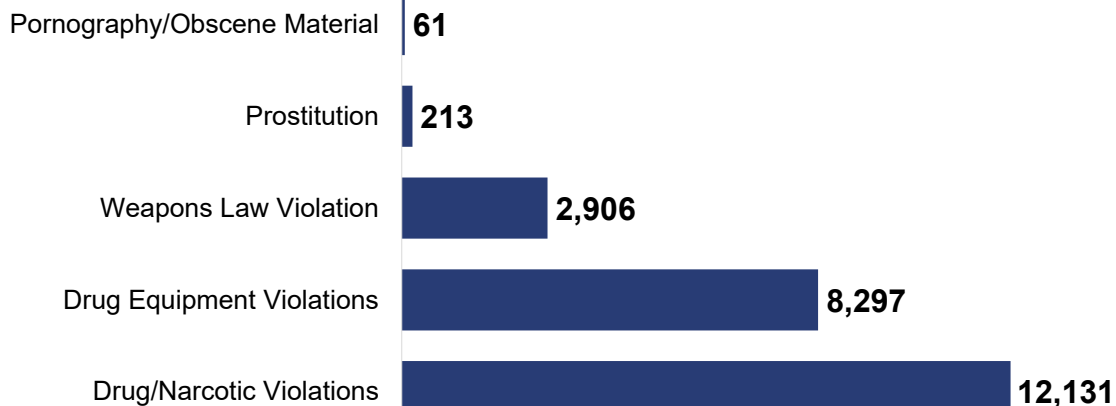
Crimes Against Property Rate Per 1,000 Population



SANDAG | 11

11

23,621 Crimes Against Society Offenses Reported to San Diego County Law Enforcement in 2023

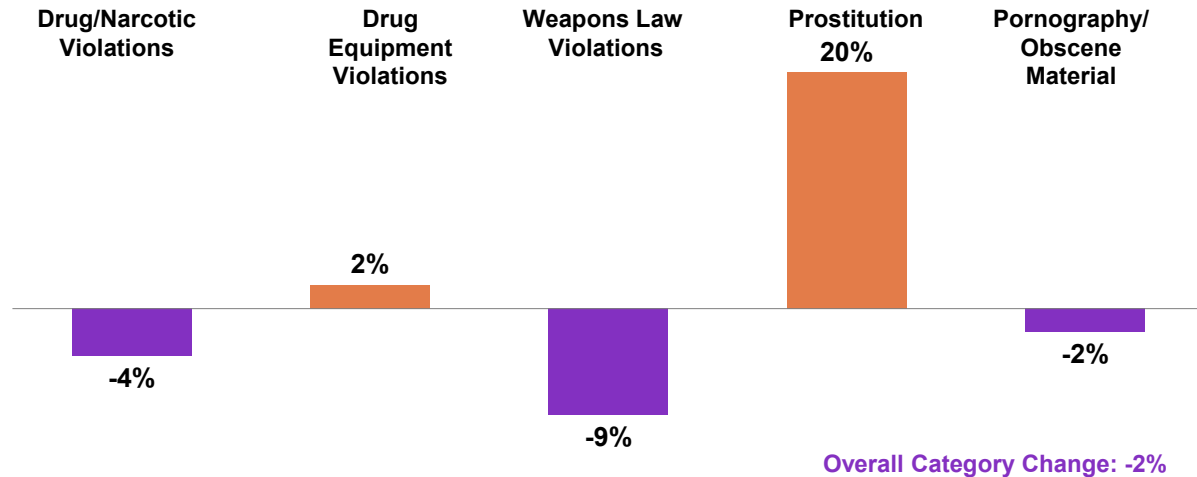


Note: Offenses with a count of less than 30 are not included.

SANDAG | 12

12

One-Year Change in Crimes Against Society Offenses (2022-2023)

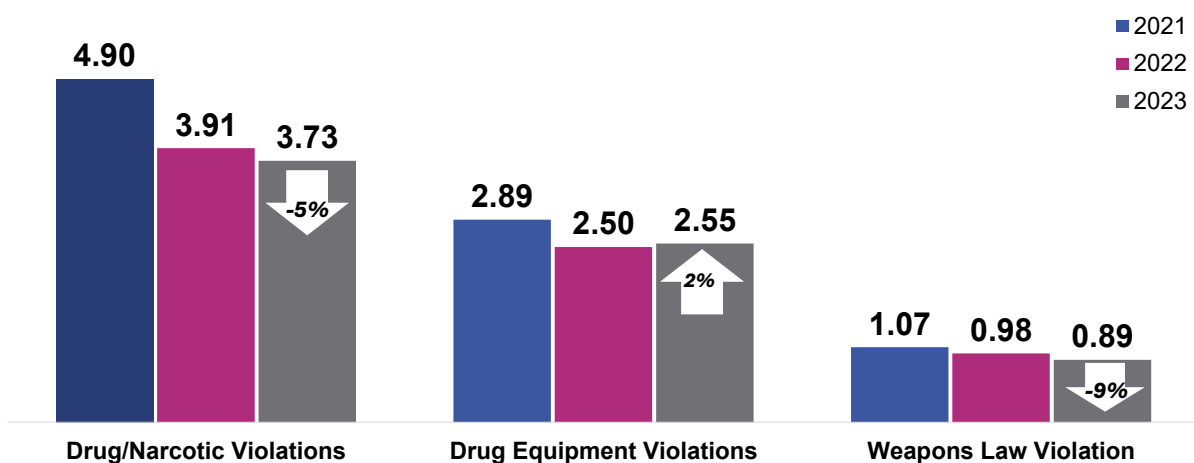


Note: Offenses with a count of less than 30 not included

SANDAG | 13

13

Crimes Against Society Rate Per 1,000 Population



Note: Offenses with a count of less than 30 or rate below 0.25 are not included.

SANDAG | 14

14

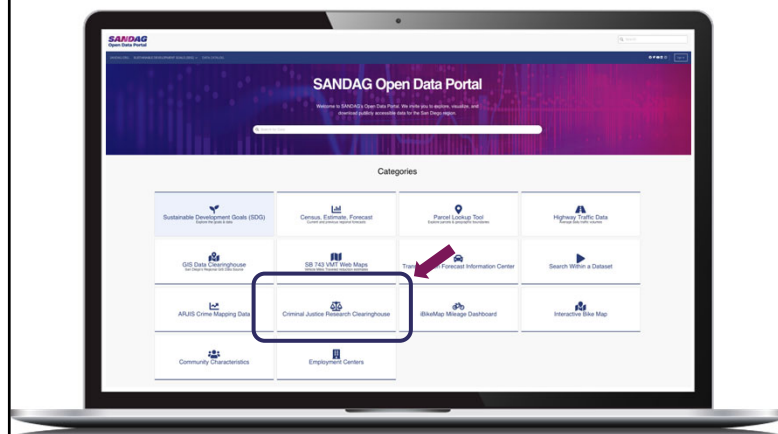
Takeaways

- Comparison of 3 years of CIBRS/NIBRS available data
- Decreases in all crime categories from 2022
- Almost three out of five crimes were against property
- Larceny / theft was the most common crime followed by simple assault
- Prostitution and aggravated assault were the individual crimes that saw the largest increases
- Extortion / blackmail and fraud saw the largest decreases

| 15

15

Data available at: <https://opendata.sandag.org>



- Making CJ data accessible internally and externally



SANDAG | 16

16

Stay connected with SANDAG

➤ Explore our website
SANDAG.org

📊 Explore our data
OPENDATA.SANDAG.org

🔍 Follow us on social media:
@SANDAGregion @SANDAG

✉ Email: octavio.rodriquezferreira@sandag.org

SANDAG

17



Findings from the 2023 Substance Abuse Monitoring Program

Public Safety Committee | Item 4
Dr. Octavio Rodriguez Ferreira, Principal Criminal Justice Researcher
June 21, 2024

1

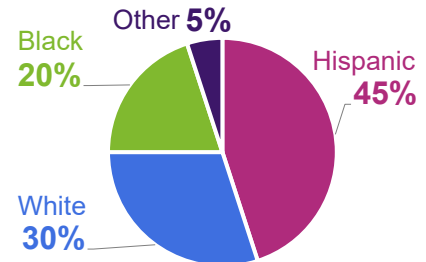
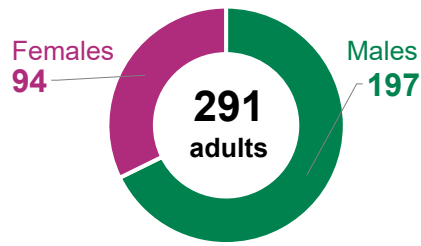
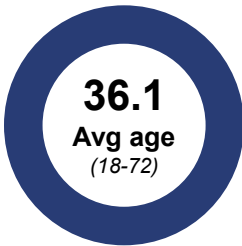
Background

- Funded by National Institute of Justice since 1987
- Solely supported with local funds since 2004
- Interviews with adults and juveniles booked into local detention facilities
- Urinalysis identifies recent drug use
- Platform for other research
- Key data for variety of stakeholders

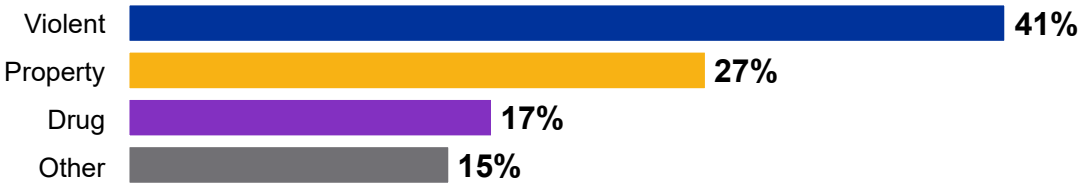
SANDAG | 2

2

2023 Sample Population



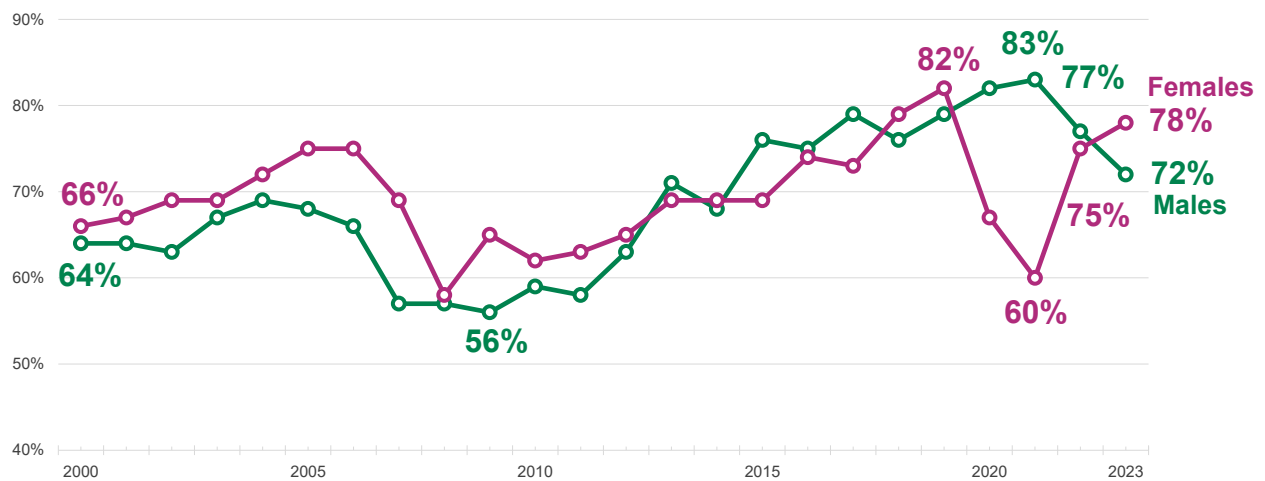
Crime type



SANDAG | 3

3

Three-Quarters of Adults Booked into Jail Tested Positive for at Least One Substance in 2023

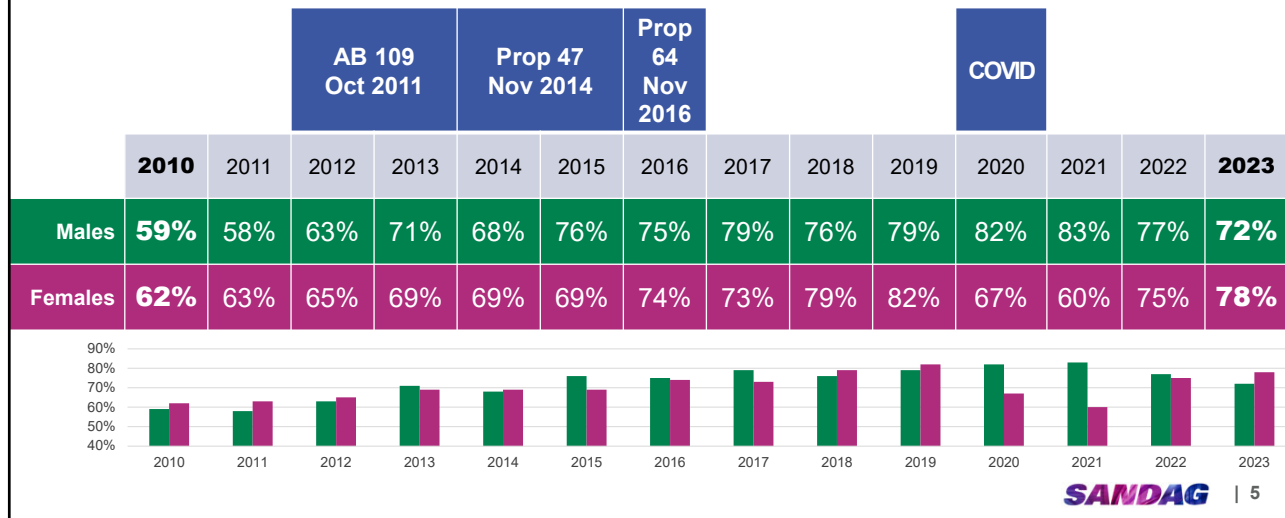


SANDAG | 4

4

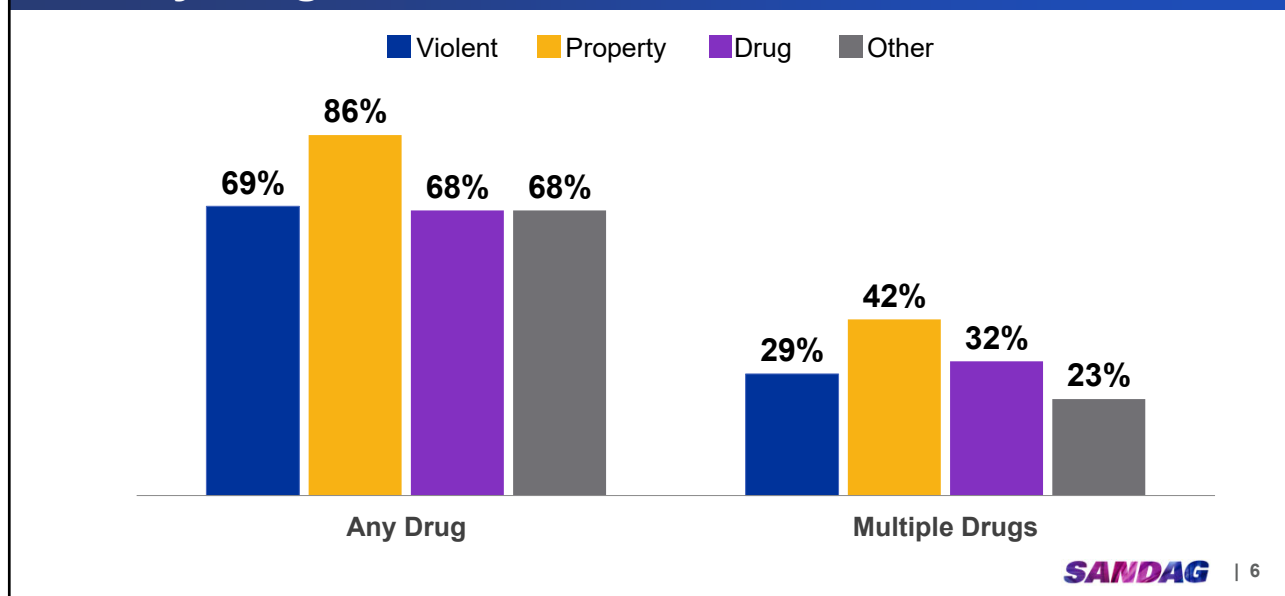
Positive Drug Test Results Higher in 2023 than in 2010

Percent of Adult Arrestees Testing Positive for Any Drug

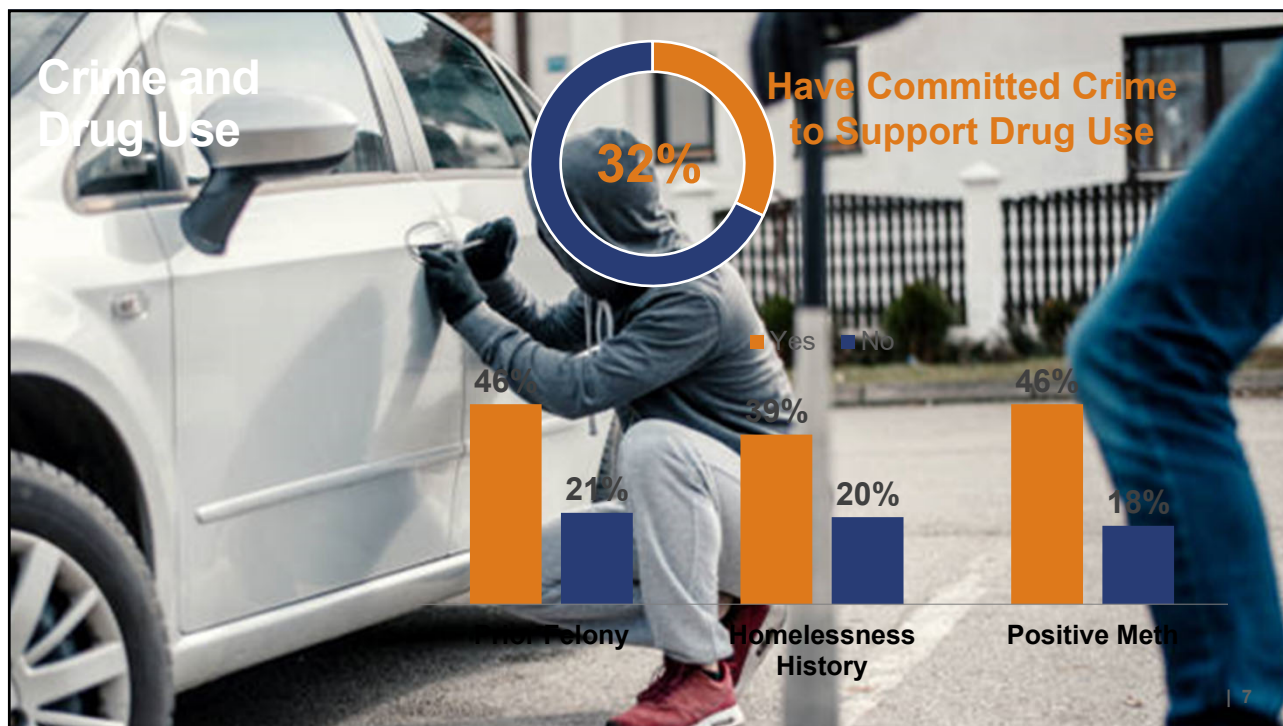


5

Property Crime Arrestees Most Likely to Test Positive for Any Drug in 2023



6



7

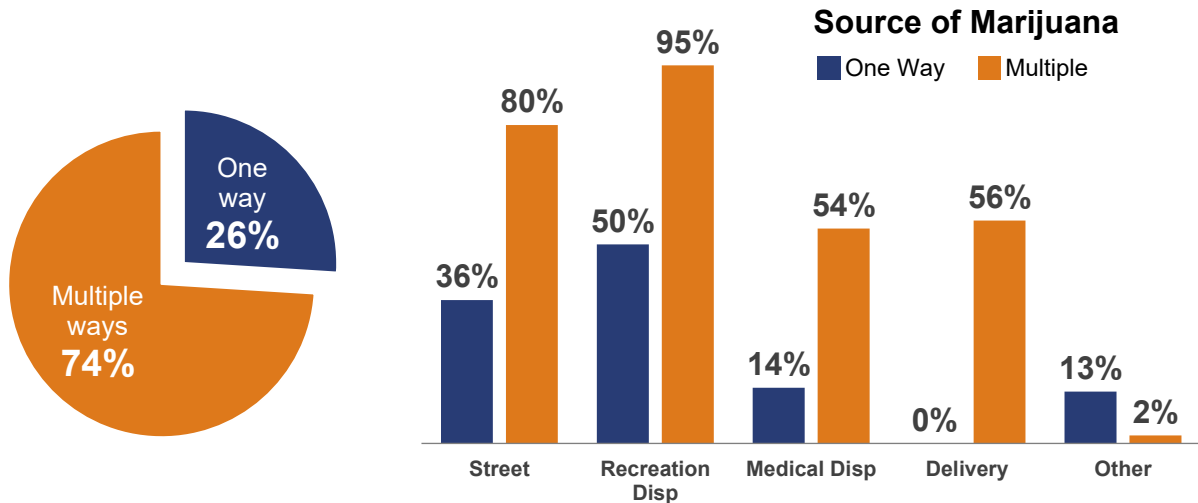
Drug Use Patterns Vary by Substance

	Ever Tried	Age 1st Tried	Use Last Year (Of Those Who Tried)	Average Number of Days Used Past 30	"Very Easy" to Obtain
Marijuana	91%	14.8	72%	17.8	68%
Meth	61%	20.6	73%	19.7	47%
Powder Cocaine	56%	19.2	22%	7.4	29%
Rock Cocaine	29%	22.5	21%	9.4	50%
Heroin	27%	23.0	23%	13.0	30%

SANDAG | 8

8

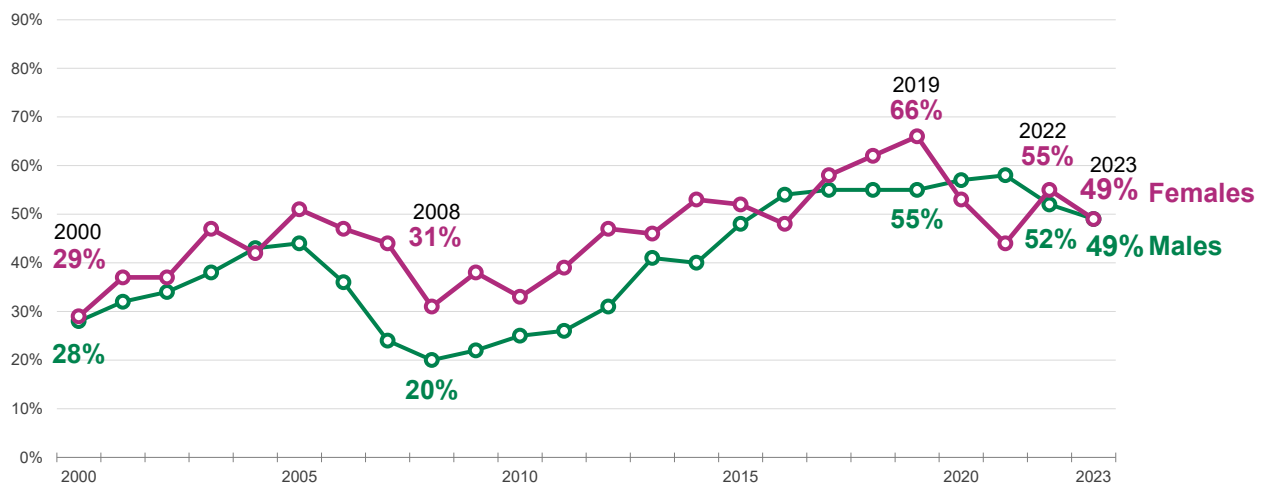
Three-Fourths of Adult Arrestees Obtained Marijuana Multiple Ways Over the Last 12 Months



SANDAG | 9

9

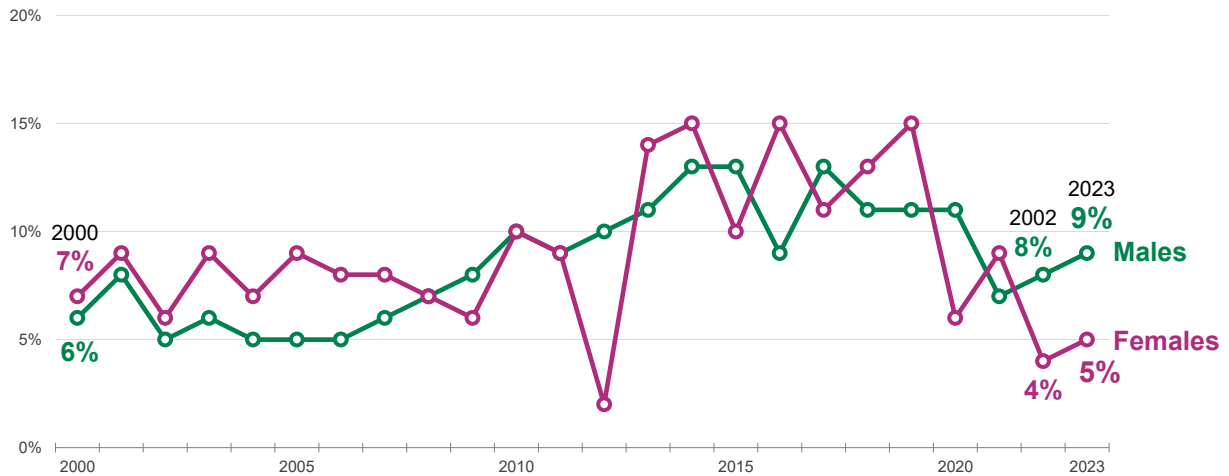
Half of Male and Female Arrestees Positive for Meth in 2023



SANDAG | 10

10

Much Smaller Percentage of Adult Arrestees Test Positive for Opiates

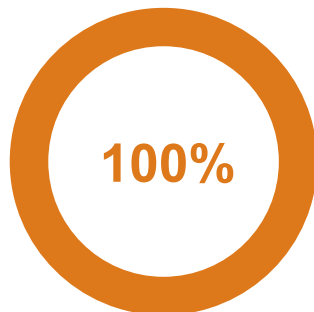


SANDAG | 11

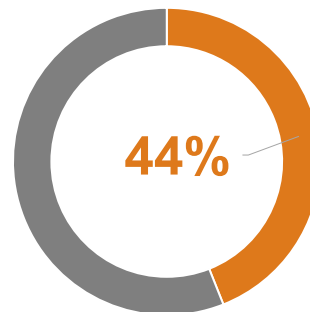
11

Arrestees Positive for Opiates Also Positive for Meth

All Positive for Opiates
also Positive for Meth



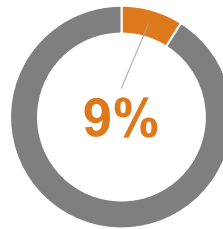
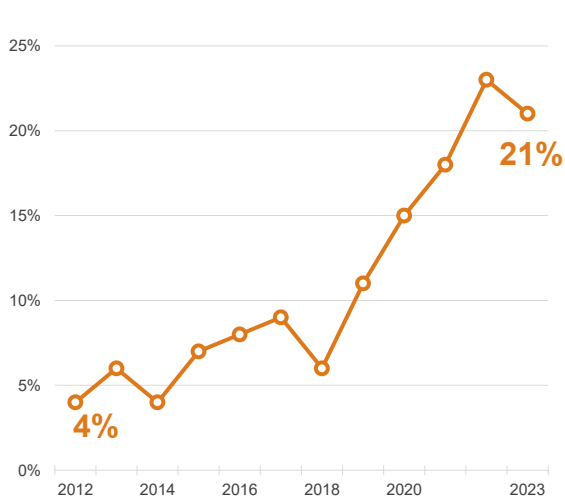
Not All Positive for Meth
also Positive for Opiates



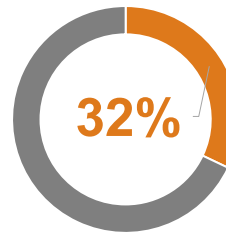
SANDAG | 12

12

Arrestees Report Having Tried Fentanyl



Would buy drug with fentanyl



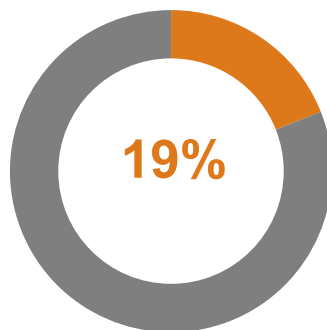
Believe drug had fentanyl due to reaction

SANDAG | 13

13

Overdosing and Naloxone

Have Overdosed



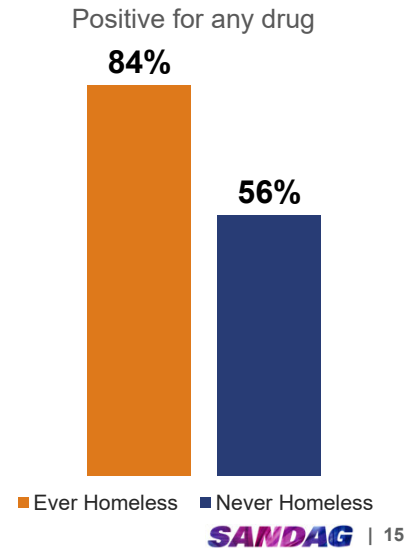
- Most common overdosing on was fentanyl (43%)
- 55% who have overdosed have had naloxone administered to them, an average of 4.2 times
- Most common administrators include friends (54%), fire/EMS (36%), and family (21%)
- 63% say they would know how to obtain naloxone

SANDAG | 14

14

Drug use, crime and homelessness

- **62%** ever homeless
 - **24%** Drugs as reason for homelessness (2nd most common)
 - **89%** had previously been arrested
 - **54%** have ever been the victim of a crime



15

SANDAG

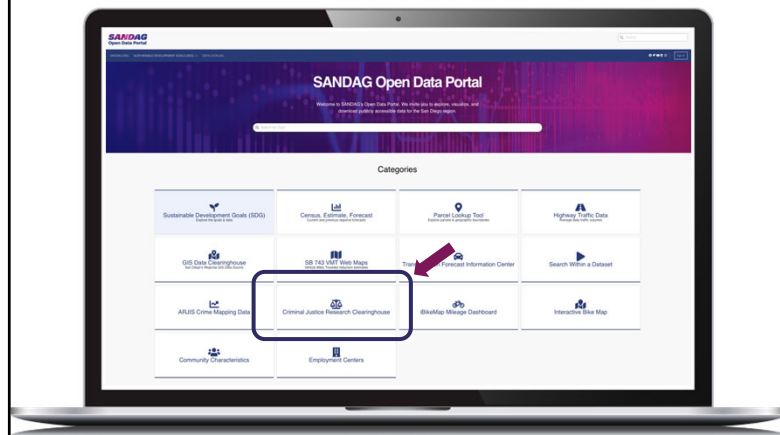
Takeaways

- Meth use down slightly, but still the drug of choice
- Use of opiates, including fentanyl, with meth a growing concern
- Naloxone administration presents multiple opportunities for intervention
- Arrestees with a history of homelessness have needs beyond just housing
- Legalization of marijuana did not eliminate the black market

| 16

16

Data available at: <https://opendata.sandag.org>



- Making CJ data accessible internally and externally



SANDAG | 17

17

Stay connected with SANDAG

➤ Explore our website
SANDAG.org

📊 Explore our data
OPENDATA.SANDAG.org

🔍 Follow us on social media:
@SANDAGregion @SANDAG

✉ Email: **octavio.rodriquezferreira@sandag.org**

SANDAG

18

18

El Cajon Community Care

Update On Nurse Navigation Pilot Program



2023



1

El Cajon Community Care

- In March 2022 El Cajon City Council set aside \$300,000 to fund one-year pilot program – El Cajon Community Care
- The program provides appropriate level of care to callers seeking medical assistance through the 9-1-1 system for non-emergency medical conditions by connecting the caller with a nurse and access to right resources
- The program went live on January 31, 2023



2023



2

El Cajon Community Care

- In the first 12 months El Cajon Community Care has provided nurse navigation services to over 580 callers
- 96% of the cases managed did not clinically require rapid response from first responders, reducing response costs and maintaining availability for more serious responses

Source and notes: Global Medical Response, El Cajon Community Care data

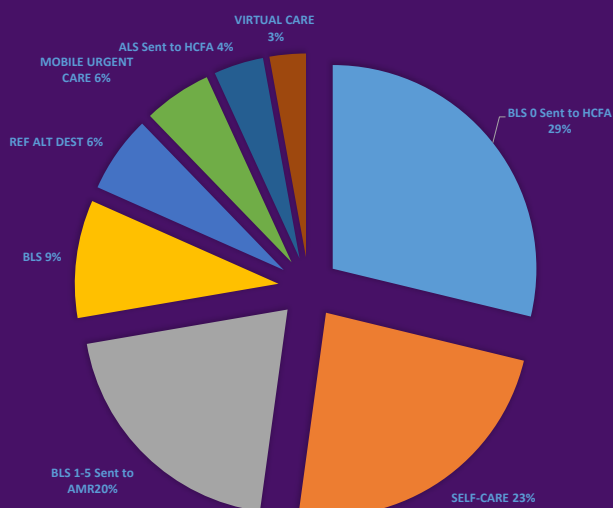


2023



3

El Cajon Community Care



2023



4

Reasons for calling 9-1-1:

- 47% perceived that they had a life-threatening emergency
- 23% had no other transportation options
- 21% did not know other options, or could not get an appointment
- 9% thought that they would get seen/treated quicker

Source and notes: Global Medical Response, El Cajon Community Care data



2023



5

Payer class:

- 33% Medicare
- 31% Medi-Cal
- 20% Other
- 14% Commercial
- 2% uninsured

Source and notes: Global Medical Response, El Cajon Community Care data



2023



6

- Avoided emergency care costs: \$372,000
 - Estimated avoided costs to the Fire Department: \$77,000
 - Promoted equity of care across the city by providing services to traditionally underserved communities



2023



7

El Cajon Community Care

Questions?



2023



8



SANDAG PUBLIC SAFETY COMMITTEE

Local Efforts to Improve Emergency Response

Nick Ordille, Assistant Chief

David Graham, Chief Innovation Officer

June 21, 2024




-- **CLOSER THAN WE THINK!**

by *Reinhardt*

FLYING FIRE ENGINES

Helicopters are getting more versatile. A new kind of vertical flying machine—ducted fan aircraft—will make possible even more applications in the "sky-crane" class, of which this flying fire engine is one.

Tomorrow's firefighters, as a leading helicopter technician has predicted, may actually travel in airborne units, powered by "dynaprop" fans. Great advantages will be derived from the ability to hover beside conflagrations, regardless of whether the blaze is high in a skyscraper or simply smouldering in a farmer's barn. Firefighting direction will improve, rescue work will be far more efficient than with ladders, and radio instructions from aloft will speed the subduing of flames.







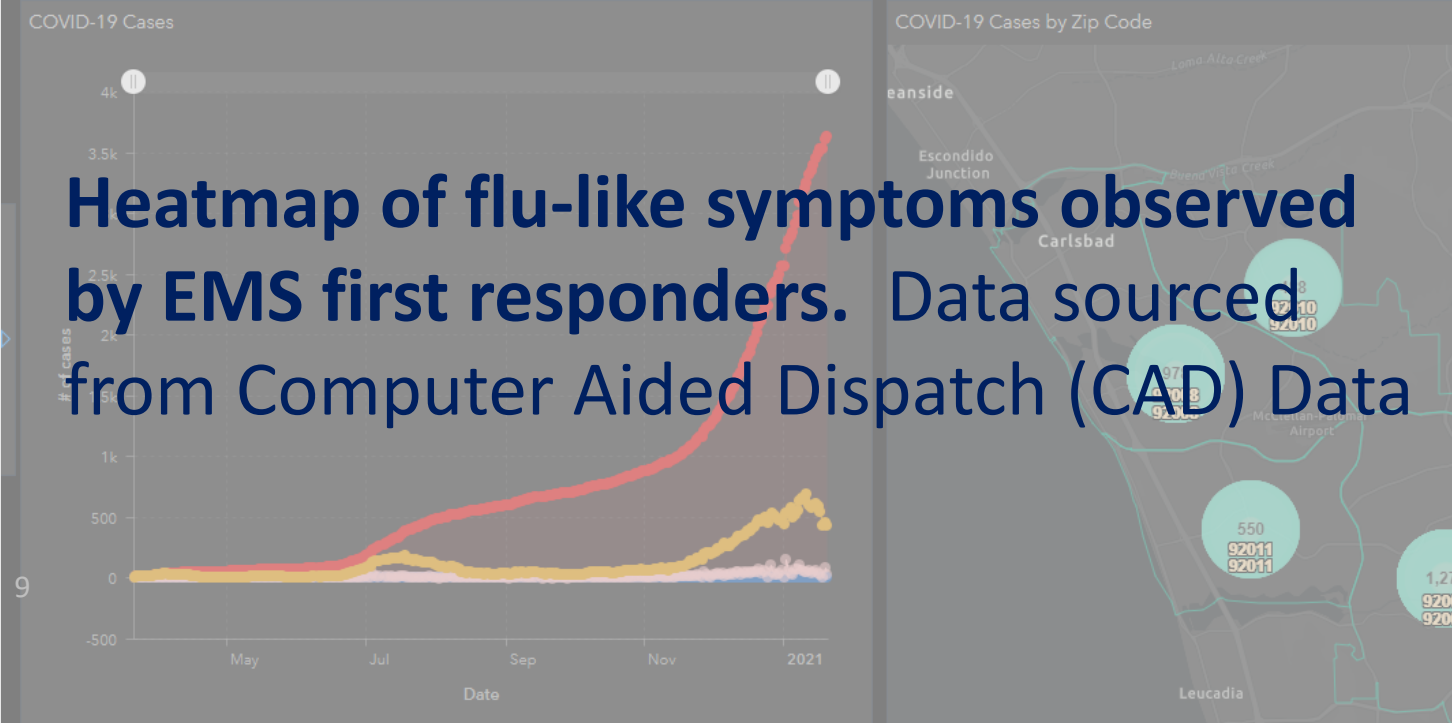
Protecting You Today - Prepared for the Future

See how the Carlsbad Fire Department protects residents and businesses while responding to emergencies.

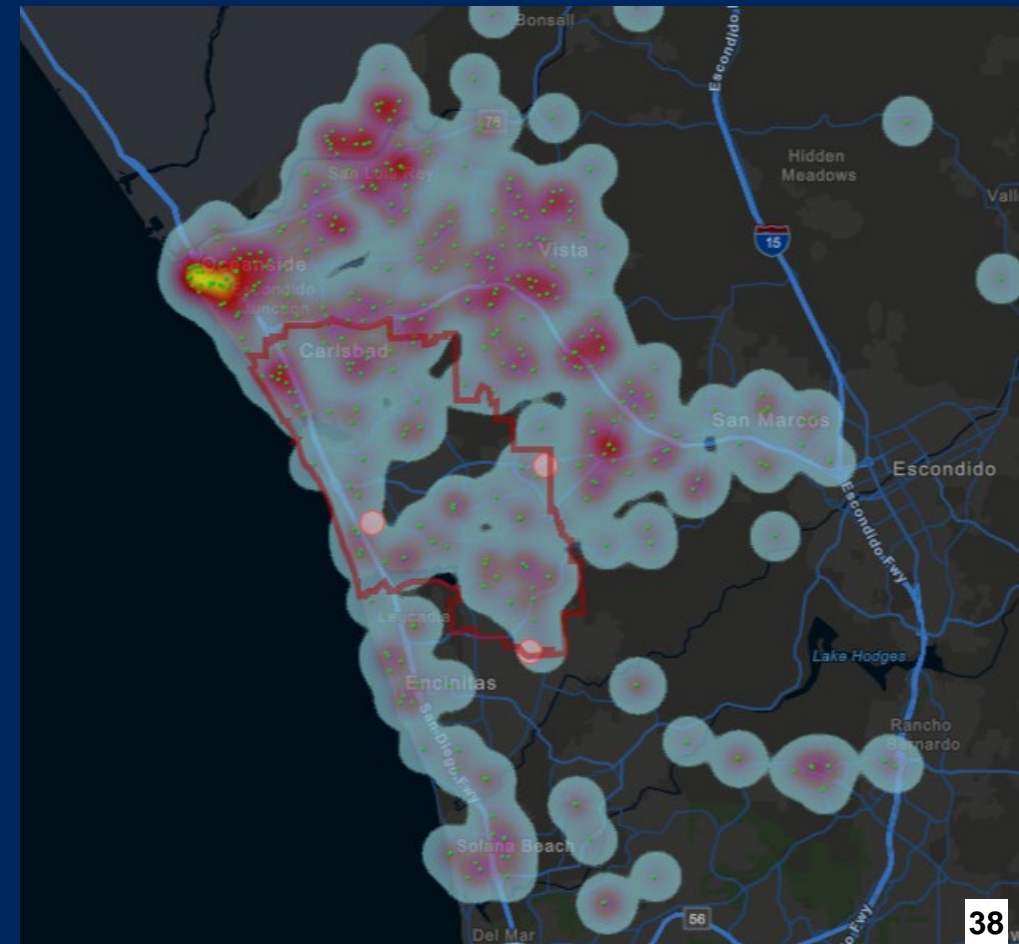


COVID-19 Internal Hub

City of Carlsbad Cases:



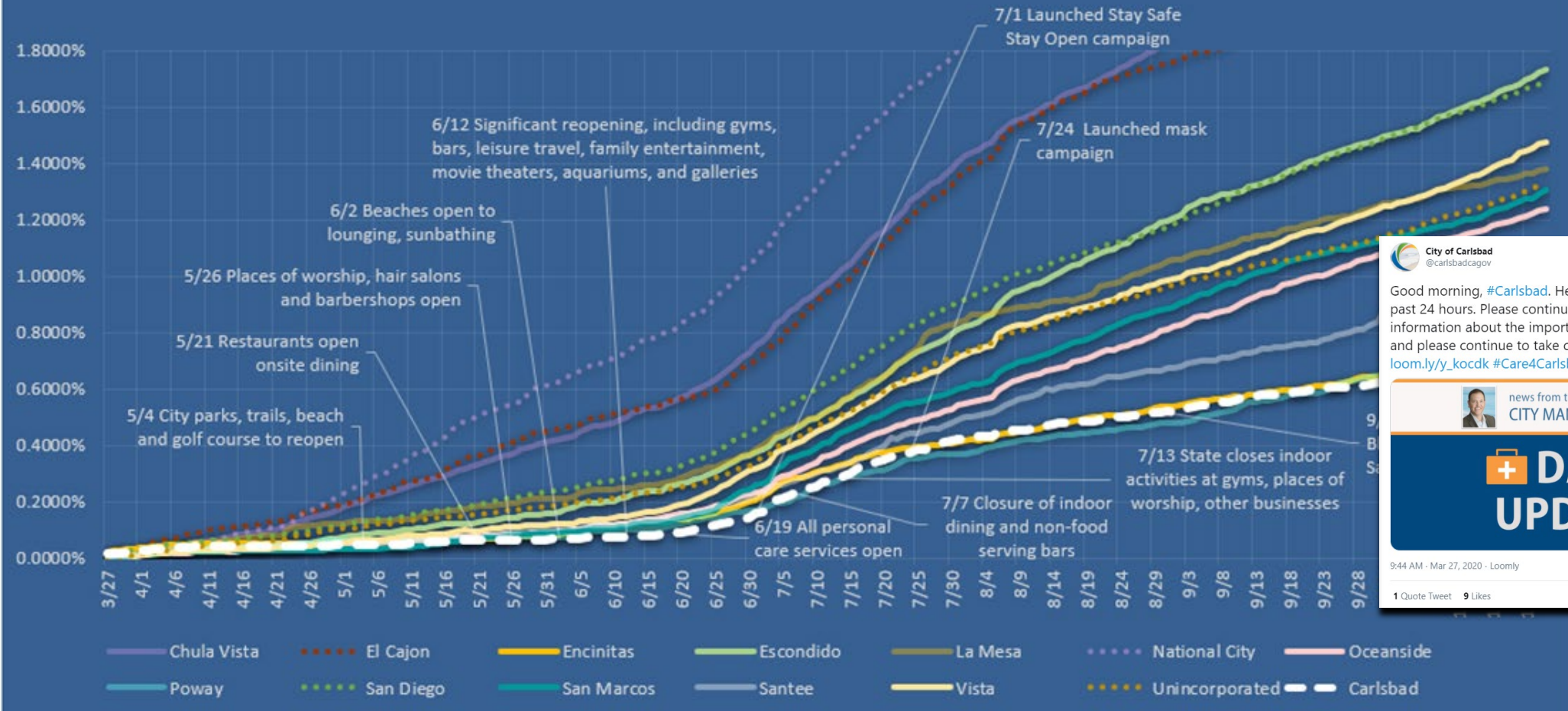
Heatmap of flu-like symptoms observed by EMS first responders. Data sourced from Computer Aided Dispatch (CAD) Data



EOC: Hotspot Tracking for first responders

Confirmed Cases by City as Percent of Population

Cities with a Population Size Over 50,000



City of Carlsbad
@carlsbadgov

Good morning, #Carlsbad. Here's what's new in the past 24 hours. Please continue to do your part to share information about the importance of the health order, and please continue to take care of each other.
loom.ly/y_kocdk #Care4Carlsbad #carlsbad #Covid19

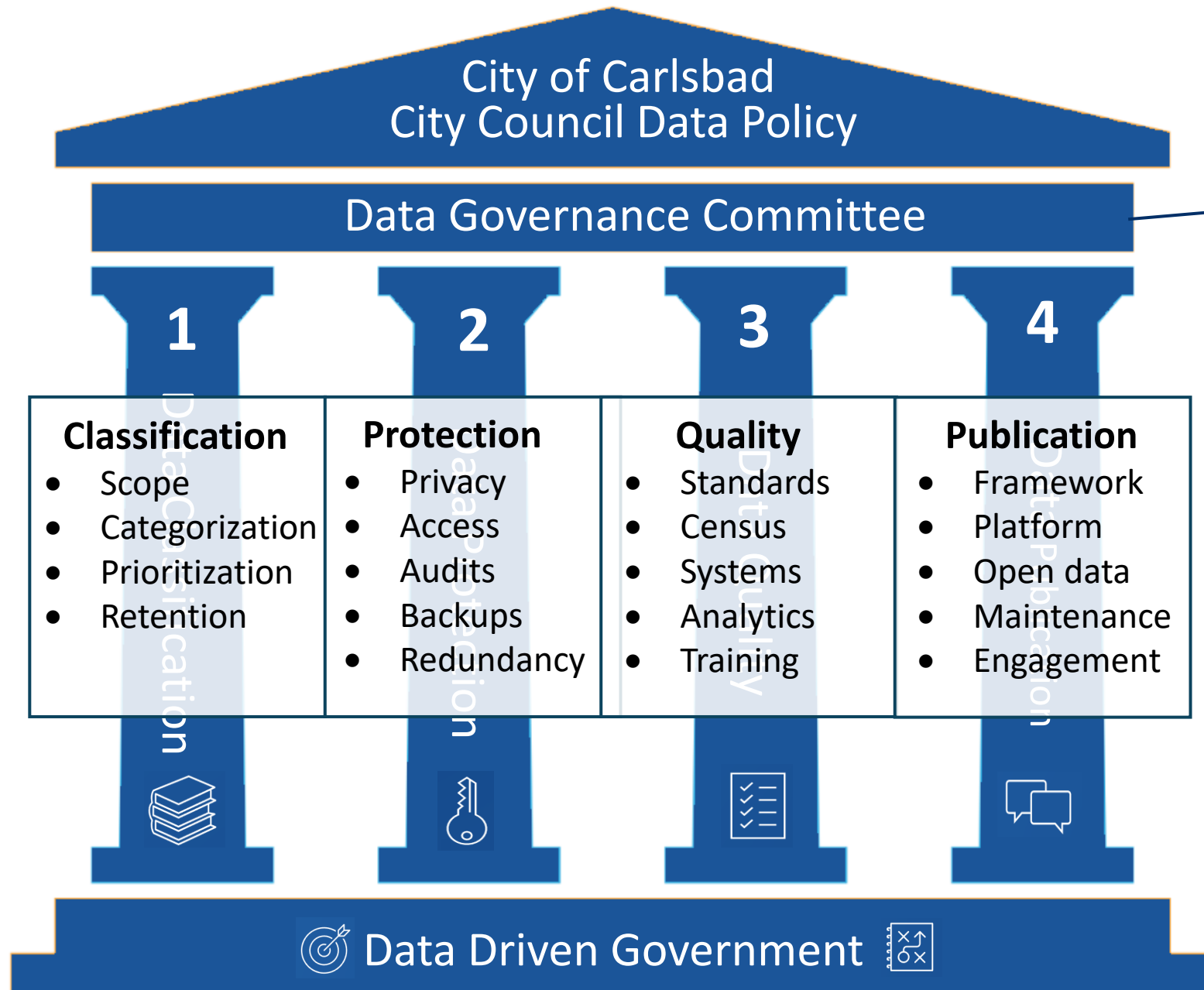
news from the
CITY MANAGER

+ DAILY UPDATE

9:44 AM - Mar 27, 2020 - Loomly

1 Quote Tweet 9 Likes

Comparative – Understandable – Accessible - Relevant



Governance

- Oversight
- Implementation
- Audit
- Council Annual Report

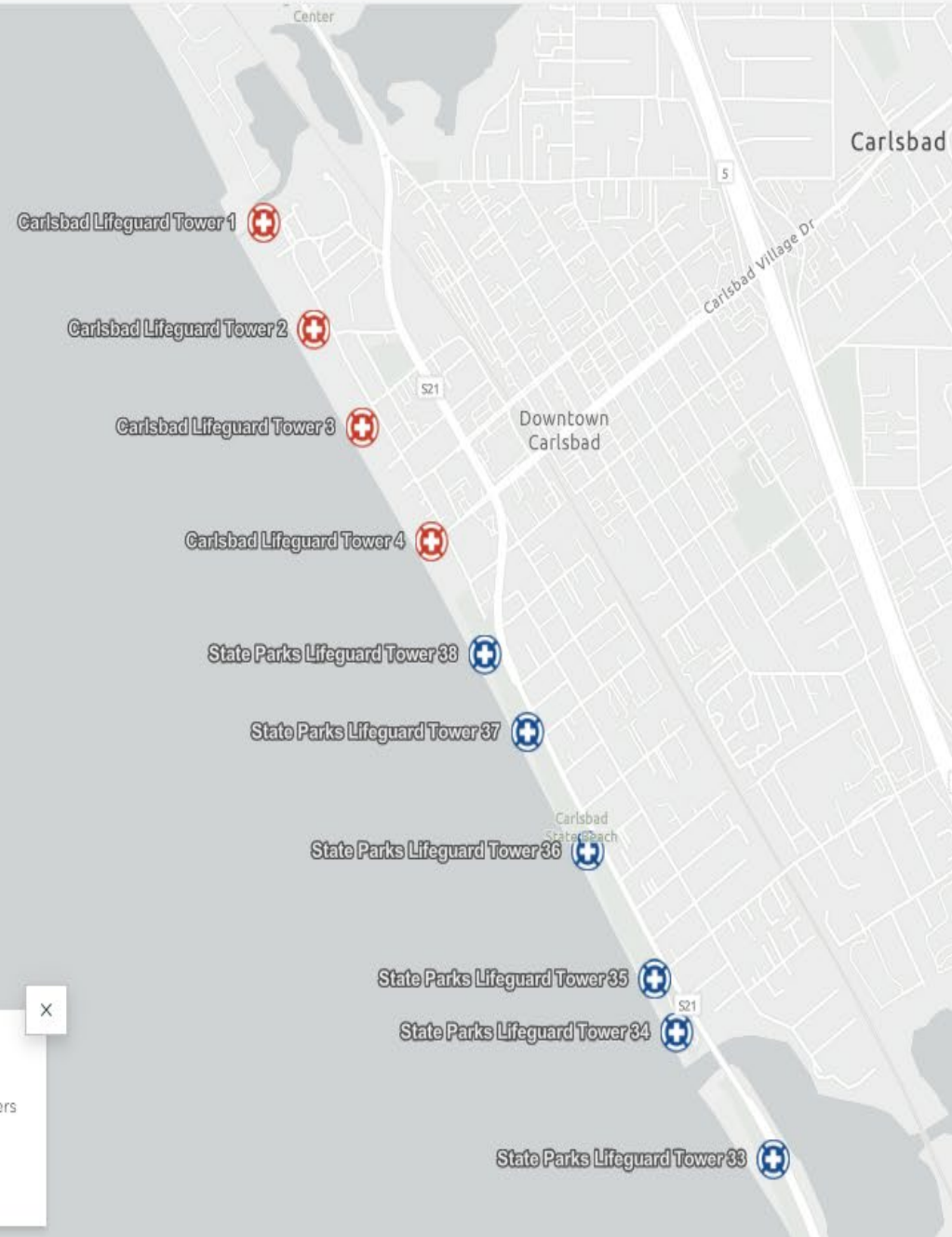
Chief Data Officer, Chair
Data Governance Cmte.



OPEN
COME IN







Lifeguard Services

There are four tower locations which are seasonally staffed from spring through October

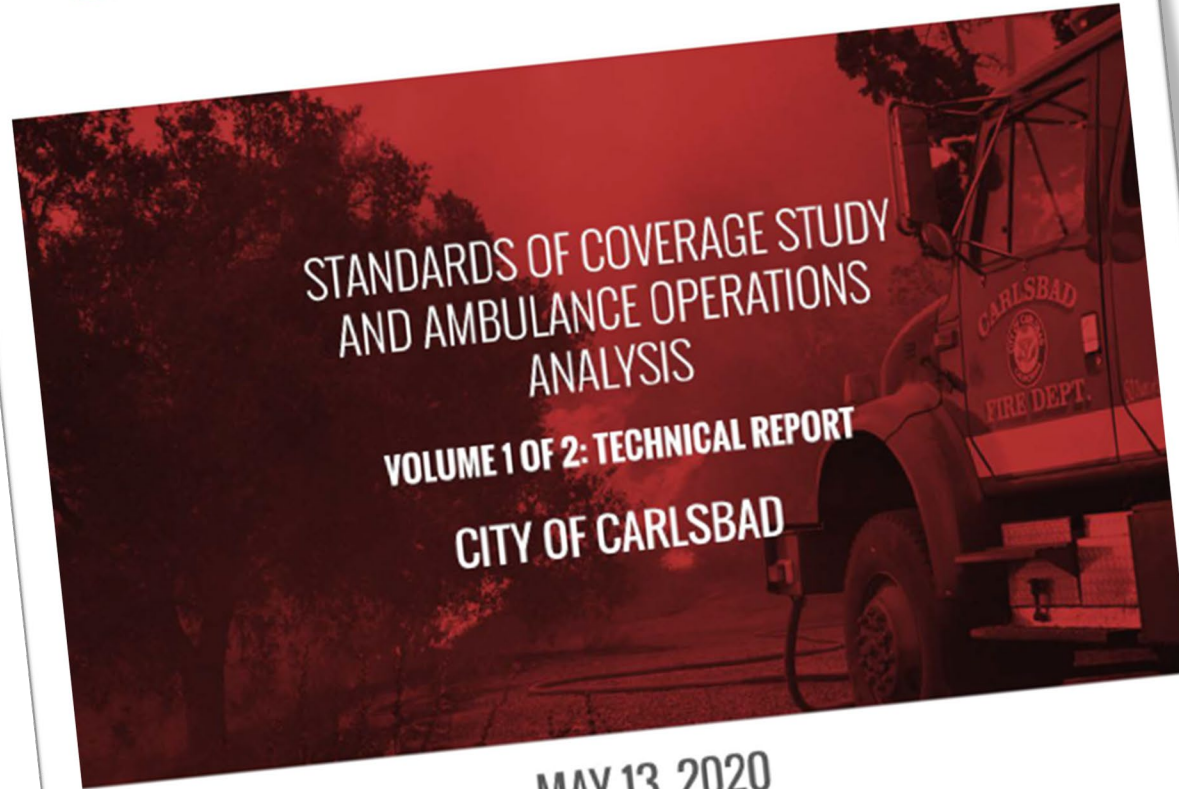
- Tower 1 – Located at the “point” or the northern most border with Oceanside
- Tower 2 – Located at the Army Navy Academy
- Tower 3 – Located at Beech Street
- Tower 4 – Located at Carlsbad Village Drive

Lifeguard Towers

 Carlsbad Lifeguard Towers

 State Lifeguard Towers





MAY 13, 2020

 CITYGATE ASSOCIATES, LLC
CELEBRATING 30 YEARS! 1990 | 2020
WWW.CITYGATEASSOCIATES.COM
600 COOLIDGE DR., STE. 150
PHONE: (916) 458-5100
FAX: (916) 983-2090

 City of
Carlsbad
California
Page 5 of 190

TABLE OF CONTENTS

VOLUME 1 of 2—Technical Report (this volume)

Section	Page
Executive Summary.....	1
Policy Choices Framework.....	1
Overall Summary of Fire Resource Deployment.....	2
Overall Evaluation and Summary Recommendations.....	5
Challenge #1: Response Times.....	6
Challenge #2: Ambulance Capacity.....	6
Findings and Recommendations.....	8
Findings.....	10
Recommendations.....	11
Next Steps.....	11
Section 1—Introduction and Background.....	11
1.1 Report Organization.....	12
1.1.1 Goals of the Report.....	12
1.1.2 Limitations of the Report.....	12
1.2 Project Approach and Scope of Work.....	13
1.2.1 Project Approach and Research Methods.....	13
1.2.2 Project Scope of Work.....	14
1.3 City Overview.....	15
1.4 Fire Department Overview.....	17
1.4.1 Daily Staffing.....	17
Section 2—Standards of Coverage Assessment.....	19
2.1 Standards of Coverage Process Overview.....	21
2.2 Current Deployment.....	23
2.2.1 Current Deployment Model.....	25
2.3 Outcome Expectations.....	26
2.4 Community Risk Assessment.....	26
2.4.1 Risk Assessment Methodology.....	28
2.4.2 Values at Risk to Be Protected.....	30
2.4.3 Hazard Identification.....	31
2.4.4 Risk Assessment Summary.....	31
2.5 Critical Task Time Measures—What Must Be Done Over What Time Frame to Achieve the Stated Outcome Expectation?.....	34
2.5.1 Critical Firefighting Tasks.....	34
2.5.2 Critical Medical Emergency Tasks.....	36
2.5.3 Critical Task Analysis and Effective Response Force Size.....	37
2.6 Distribution and Concentration Studies—How the Location of First-Due and First Alarm Resources Affects Emergency Incident Outcomes.....	40
2.6.1 Deployment Baselines.....	40
2.6.2 Road Mile Coverage Measures.....	40

TABLE OF CONTENTS

VOLUME 1 of 2—Technical Report (this volume)

Section	Page
Executive Summary.....	1
Policy Choices Framework.....	1
Overall Summary of Fire Resource Deployment.....	2
Overall Evaluation and Summary Recommendations.....	5
Challenge #1: Response Times.....	6
Challenge #2: Ambulance Capacity.....	6
Findings and Recommendations.....	8
Findings.....	10
Recommendations.....	11
Next Steps.....	11
Section 1—Introduction and Background.....	11
1.1 Report Organization.....	12
1.1.1 Goals of the Report.....	12
1.1.2 Limitations of the Report.....	12
1.2 Project Approach and Scope of Work.....	13
1.2.1 Project Approach and Research Methods.....	13
1.2.2 Project Scope of Work.....	14
1.3 City Overview.....	15
1.4 Fire Department Overview.....	17
1.4.1 Daily Staffing.....	17
Section 2—Standards of Coverage Assessment.....	19
2.1 Standards of Coverage Process Overview.....	21
2.2 Current Deployment.....	23
2.2.1 Current Deployment Model.....	25
2.3 Outcome Expectations.....	26
2.4 Community Risk Assessment.....	26
2.4.1 Risk Assessment Methodology.....	28
2.4.2 Values at Risk to Be Protected.....	30
2.4.3 Hazard Identification.....	31
2.4.4 Risk Assessment Summary.....	31
2.5 Critical Task Time Measures—What Must Be Done Over What Time Frame to Achieve the Stated Outcome Expectation?.....	34
2.5.1 Critical Firefighting Tasks.....	34
2.5.2 Critical Medical Emergency Tasks.....	36
2.5.3 Critical Task Analysis and Effective Response Force Size.....	37
2.6 Distribution and Concentration Studies—How the Location of First-Due and First Alarm Resources Affects Emergency Incident Outcomes.....	40
2.6.1 Deployment Baselines.....	40
2.6.2 Road Mile Coverage Measures.....	40

TABLE OF CONTENTS

VOLUME 1 of 2—Technical Report (this volume)

Section	Page
Executive Summary.....	1
Policy Choices Framework.....	1
Overall Summary of Fire Resource Deployment.....	2
Overall Summary of Fire Resource Deployment.....	2
Overall Summary of Fire Resource Deployment.....	5

2.7	Statistical Analysis	41
2.7.1	Demand for Service	42
2.7.2	Simultaneous Incident Activity.....	46
2.7.3	Workload by Unit-Hour Utilization.....	48
2.7.4	Operational Performance	51
2.8	Overall Deployment Evaluation	58
2.8.1	Deployment Improvement Scenarios	59
2.8.2	Reducing Remaining Response Time Gaps in Southeast Carlsbad	62

2.4.2	Values at Risk to	31
2.4.3	Hazard Identification.....	31
2.4.4	Risk Assessment Summary.....	34
2.5	Critical Task Time Measures—What Must Be Done Over What Time Frame to Achieve the Stated Outcome Expectation?.....	34
2.5.1	Critical Firefighting Tasks	34
2.5.2	Critical Medical Emergency Tasks	36
2.5.3	Critical Task Analysis and Effective Response Force Size.....	37
2.6	Distribution and Concentration Studies—How the Location of First-Due and First Alarm Resources Affects Emergency Incident Outcomes.....	40
2.6.1	Deployment Baselines.....	40
2.6.2	Road Mile Coverage Measures	40

Critical Data

2.7	Statistical Analysis	41
2.7.1	Demand for Service	42
2.7.2	Simultaneous Incident Activity	46
2.7.3	Workload by Unit-Hour Utilization	48
2.7.4	Operational Performance	51
2.8	Overall Deployment Evaluation	58
2.8.1	Deployment Improvement Scenarios	59
2.8.2	Reducing Remaining Response Time Gaps in Southeast Carlsbad	62

2.4.2	Values at Risk to	31
2.4.3	Hazard Identification	31
2.4.4	Risk Assessment Summary	34
2.5	Critical Task Time Measures—What Must Be Done Over What Time Frame to Achieve the Stated Outcome Expectation?	34
2.5.1	Critical Firefighting Tasks	34
2.5.2	Critical Medical Emergency Tasks	36
2.5.3	Critical Task Analysis and Effective Response Force Size	37
2.6	Distribution and Concentration Studies—How the Location of First-Due and First Alarm Resources Affects Emergency Incident Outcomes	40
2.6.1	Deployment Baselines	40
2.6.2	Road Mile Coverage Measures	40

periods of severe weather.

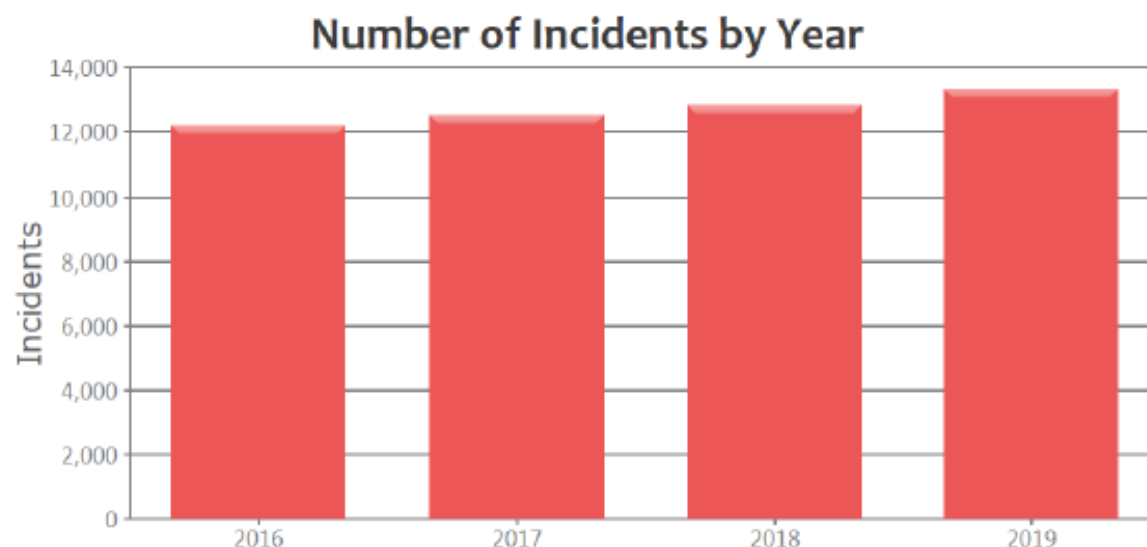
The following subsections provide summary statistical information regarding the Department and its services.

2.7.1 Demand for Service

The Department provided National Fire Incident Reporting System (NFIRS) 5 text files and a Microsoft Excel spreadsheet with apparatus response data for four years from January 1, 2016 through December 31, 2019. These two data sources were merged, providing 50,867 incidents and 96,711 apparatus response records.

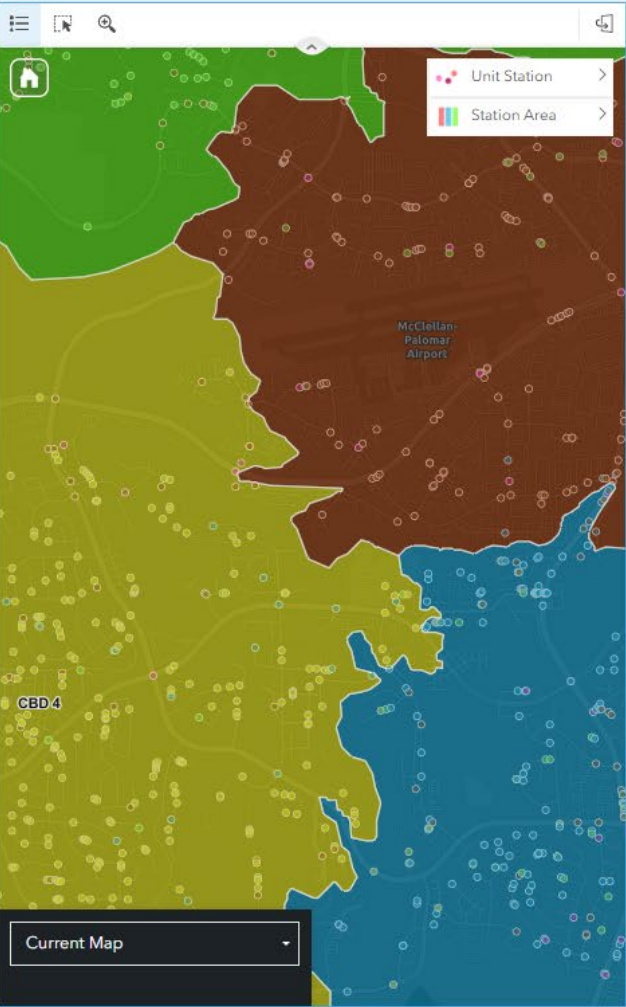
In 2019, the Department responded to 13,331 incidents. During this period, the Department had a daily demand of 36.52 incidents, of which 1.58 percent were to fire incidents, 65.43 percent were to EMS incidents, and 32.99 percent were to other incident types. As shown below, the growth year over year is modest, but steady.

Figure 7—Annual Service Demand by Year



The following figure illustrates the number of incidents by incident type. The number of EMS incidents rose in each of the years, as did other incident types to a lesser degree, while fires remained fairly steady.

Figure 8—Number of Incidents by Year by Incident Type



Filter: Year

Search for a value

2019

2020

2021

2022

2023

2024

Filter: Month

Search for a value

Select All

01 - January

02 - February

03 - March

04 - April

05 - May

Filter: Jurisdiction

Search for a value

Select All

CAL FIRE

CAMP PENDLETON

CARLSBAD FD

DEL MAR FD

DISPATCH

Filter: Responding Juris...

Search for a value

Select All

CAL FIRE

CAMP PENDLETON

CARLSBAD FD

CSA 17 AREA

DEL MAR FD

Filter: Assigned Station

Search for a value

Select All

CBD 1

CBD 2

CBD 3

CBD 4

CBD 5

Filter: Station Area

Search for a value

Select All

CBD 1

CBD 2

CBD 3

CBD 4

CBD 5

Filter: Is Emergency

Search for a value

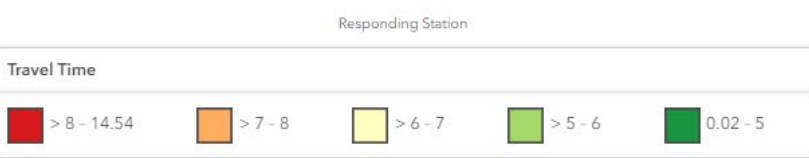
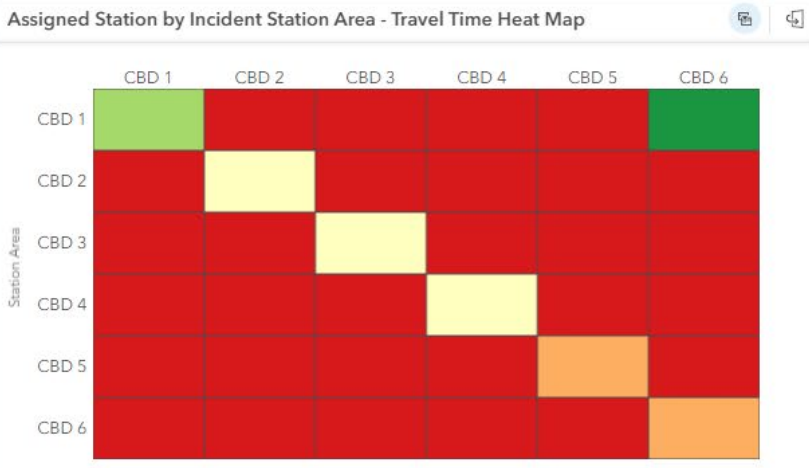
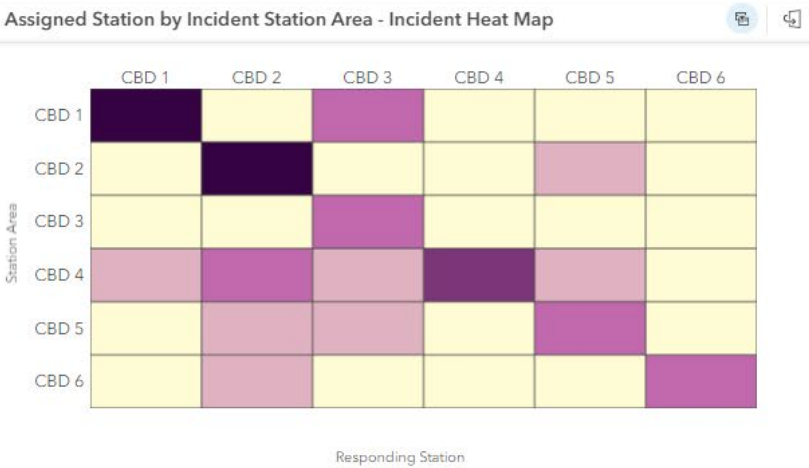
Select All

DO NOT DISPATCH

Emergency

Non-Emergency

Other



Responses by Station Area

Station A...	Unit Stati...	Travel Ti...	Travel Co...	Total Count
CBD 1	CBD 1	5.45	4,161	4,597
	CBD 2	12.00	24	52
	CBD 3	8.58	668	879
	CBD 4	10.23	71	108

Responses by Station Area - Total

Station A...	Travel Ti...	Travel Co...	Total Count
CBD 1	6.58	5,012	5,814
CBD 2	7.43	2,893	3,321
CBD 3	7.39	1,437	1,635
CBD 4	9.18	3,023	3,744

Responses by Responding Station

Unit Stat...	Station A...	Travel Ti...	Travel Co...	Total Count
CBD 1	CBD 1	5.45	4,161	4,597
	CBD 2	9.51	17	33
	CBD 3	9.19	121	150
	CBD 4	9.49	405	528

Responses by Responding Station - Total

Unit Stat...	Travel Ti...	Travel Co...	Total Count
CBD 1	6.57	4,728	5,340
CBD 2	8.29	3,739	4,339
CBD 3	8.48	2,518	3,027
CBD 4	7.10	1,648	1,932

Challenges

- Snapshot in time
- Costly to develop
- Limited visibility
- Rigid



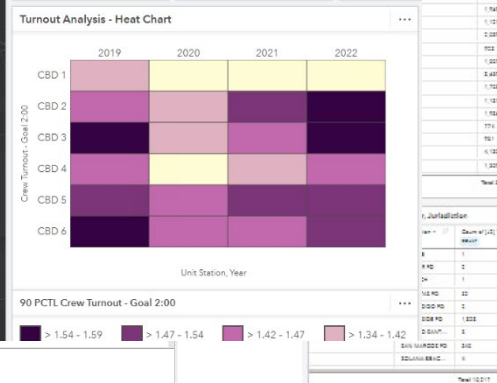
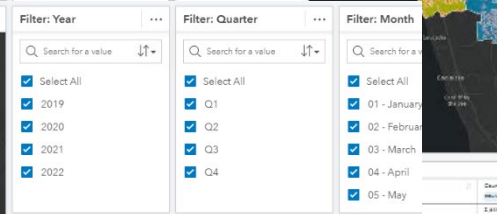
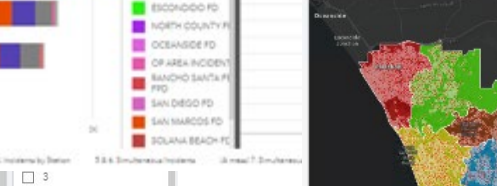
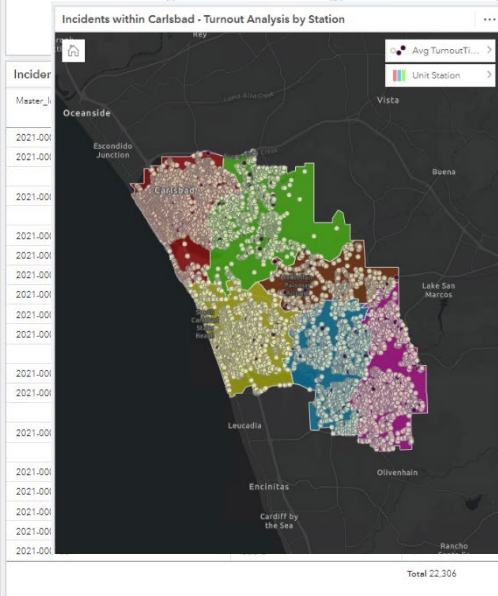
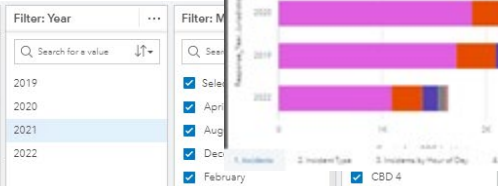
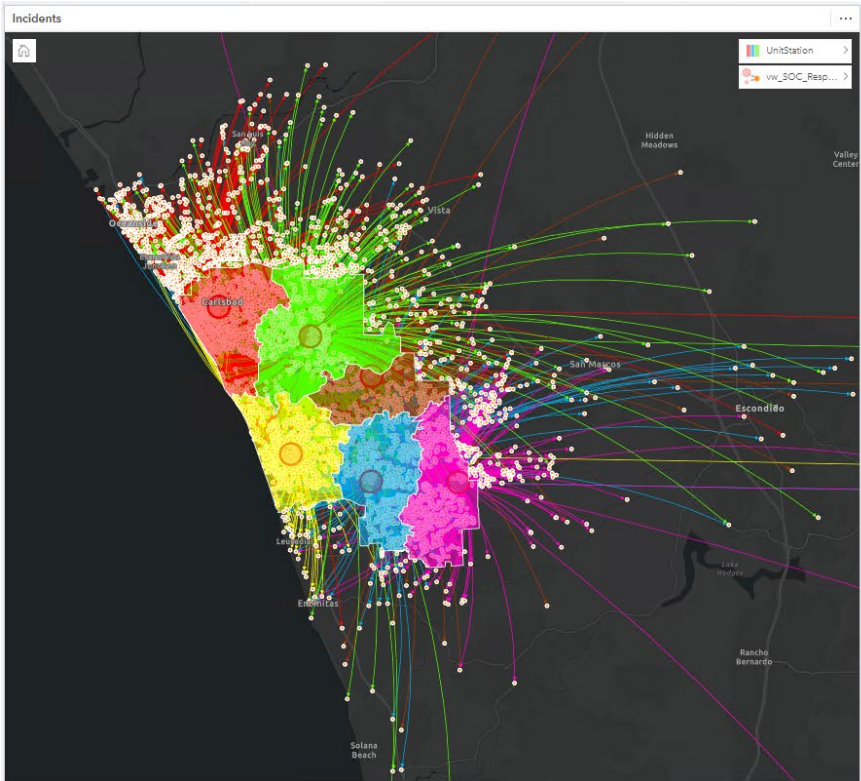
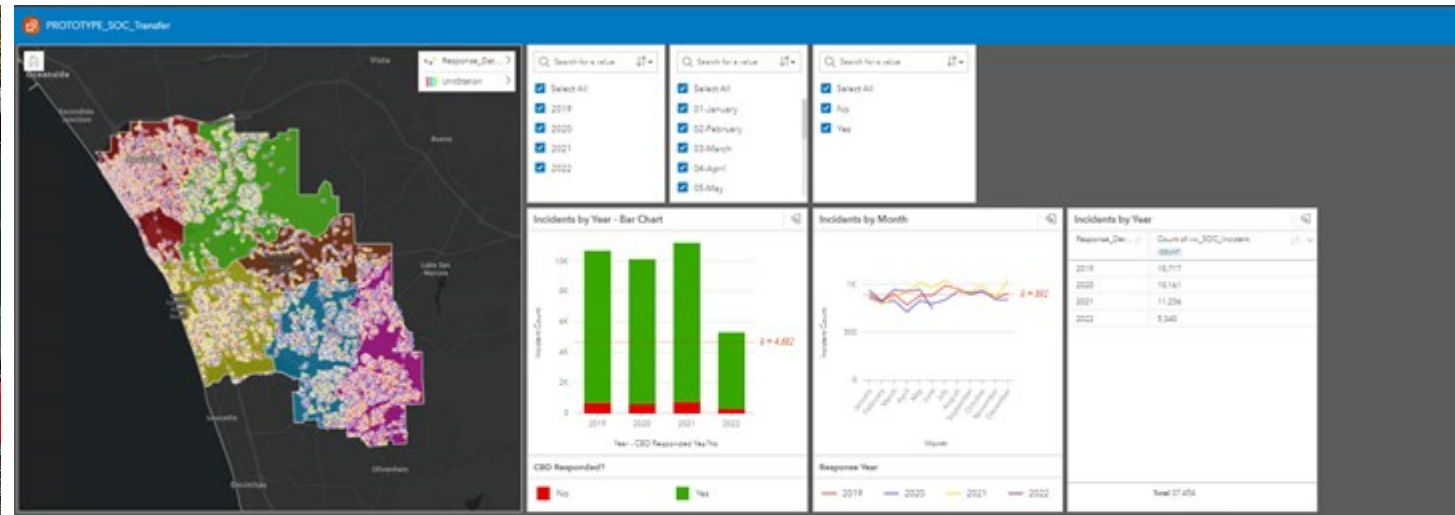
Mike Calderwood
Fire Chief

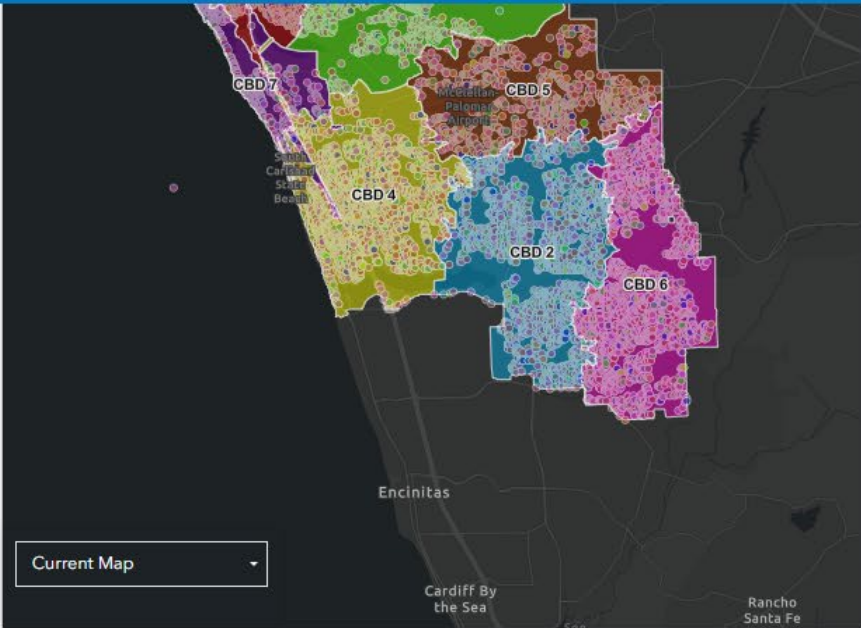


IDEATE

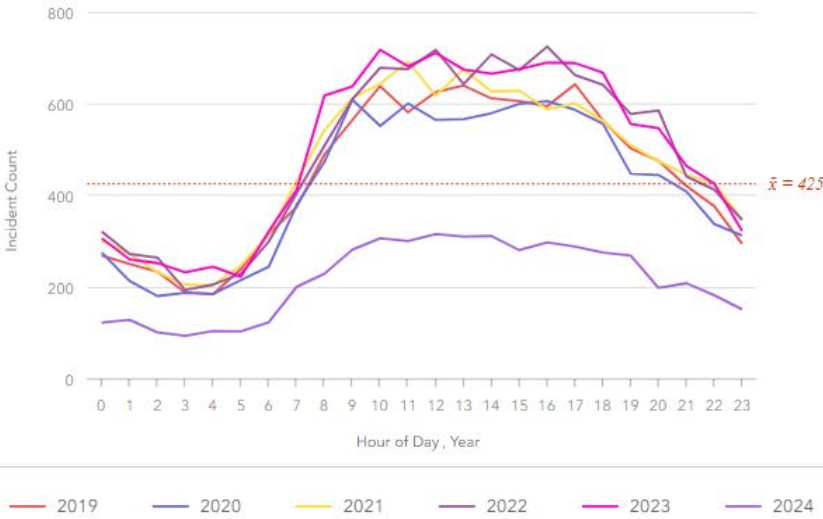
CO-CREATE

ELEVATE

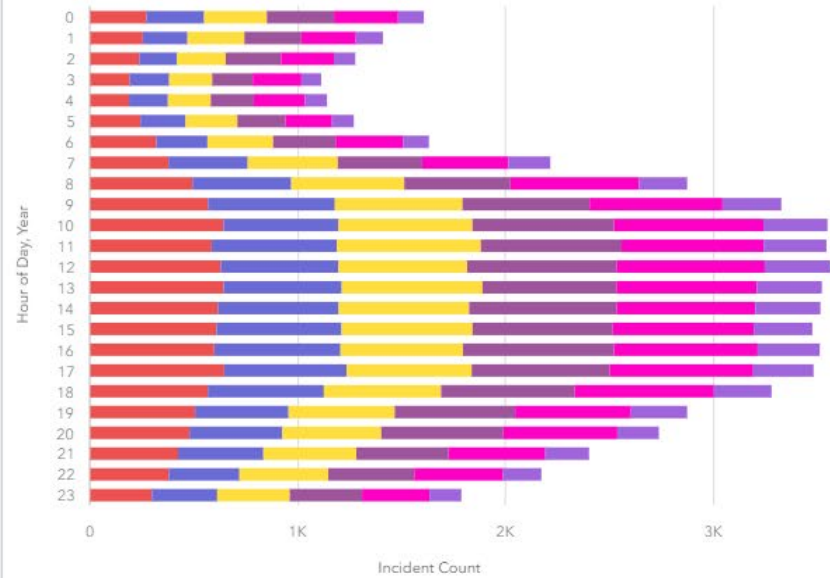




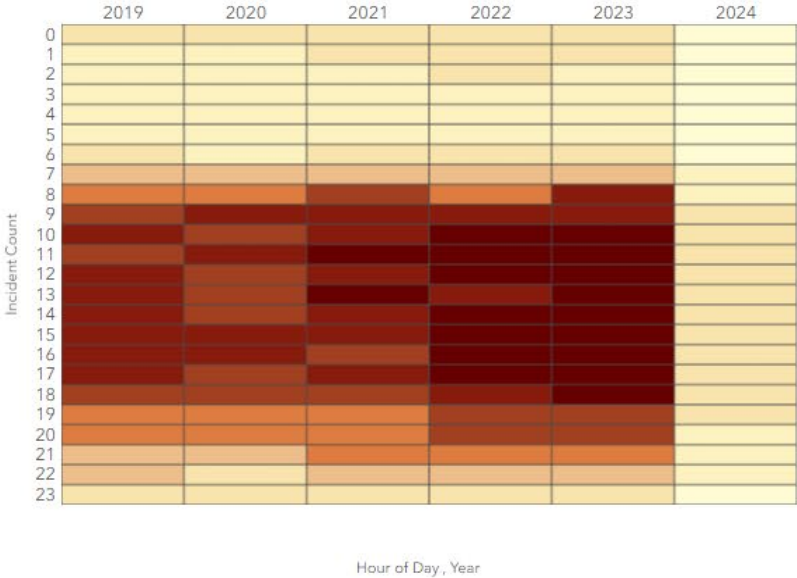
Incidents by Hour of Day - Line Chart



Incidents by Hour of Day - Bar Chart

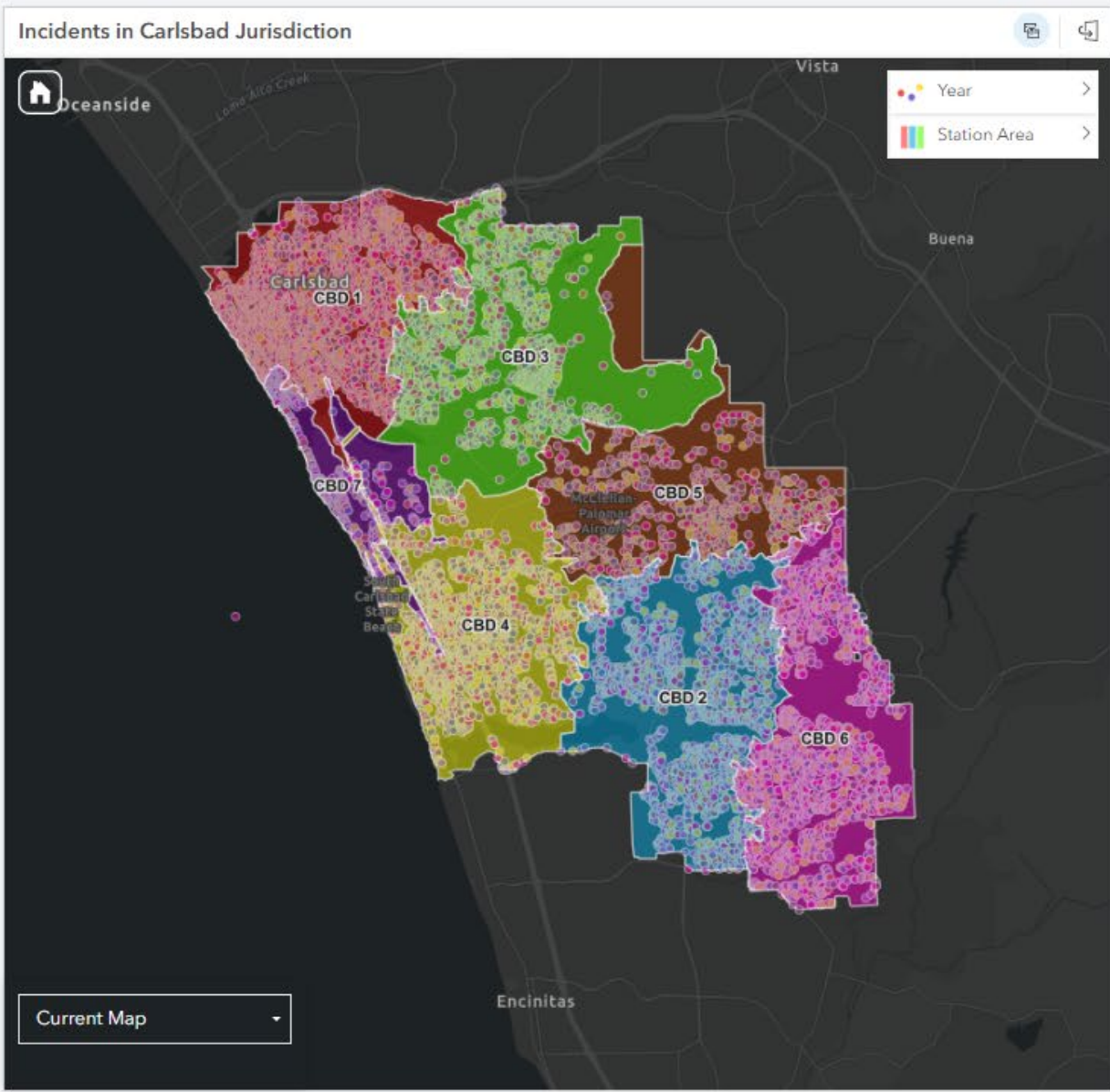


Incidents by Hour of Day - Heat Map



Incidents by Hour of Day

Year	Hour of Day	Incident Count
2019	0	270
	1	252
	2	235
	3	190
	4	186
	5	241
	6	317
	7	376
	8	491
	9	566
	10	640
	11	583
	12	627
	13	641
2020	14	613
	15	607
	16	596
	17	644
	18	565
	19	504
	20	477
	21	422
	22	378
	23	296
	0	277
	1	215
	2	182
	3	189
2021	4	187
	5	217
	6	246
	7	381
	8	475
	9	610
	10	553
	11	602
	12	566
	13	568
	14	613
	15	607
	16	596
	17	644
2022	18	565
	19	504
	20	477
	21	422
	22	378
	23	296
	0	277
	1	215
	2	182
	3	189
	4	187
	5	217
	6	246
	7	381
	8	475
2023	9	610
	10	553
	11	602
	12	566
	13	568
	14	613
	15	607
	16	596
	17	644
	18	565
	19	504
	20	477
	21	422
	22	378
2024	23	296
	0	277
	1	215
	2	182
	3	189
	4	187
	5	217
	6	246
	7	381
	8	475
	9	610
	10	553
	11	602
	12	566
	13	568



Filter: Year

Search for a value

- ☒ Select All
- ☒ 2019
- ☒ 2020
- ☒ 2021
- ☒ 2022
- ☒ 2023

Filter: Month

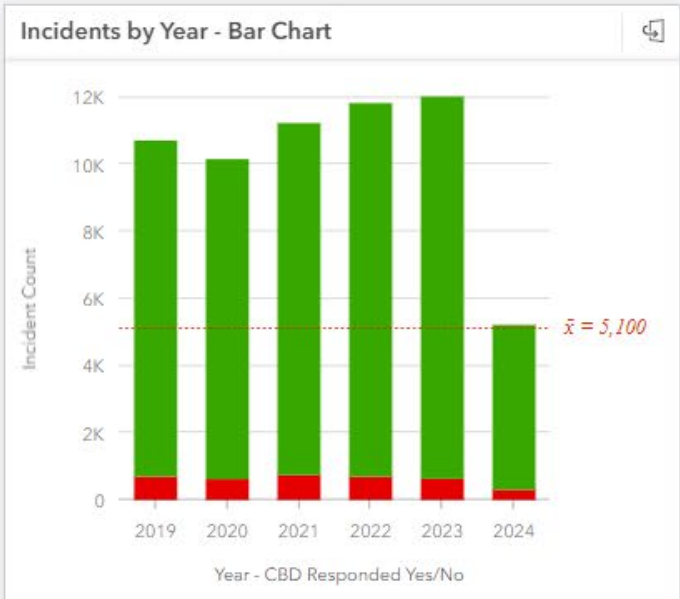
Search for a value

- ☒ Select All
- ☒ 01 - January
- ☒ 02 - February
- ☒ 03 - March
- ☒ 04 - April
- ☒ 05 - May

Filter: CBD Responded?

Search for a value

- ☒ Select All
- ☒ No
- ☒ Yes



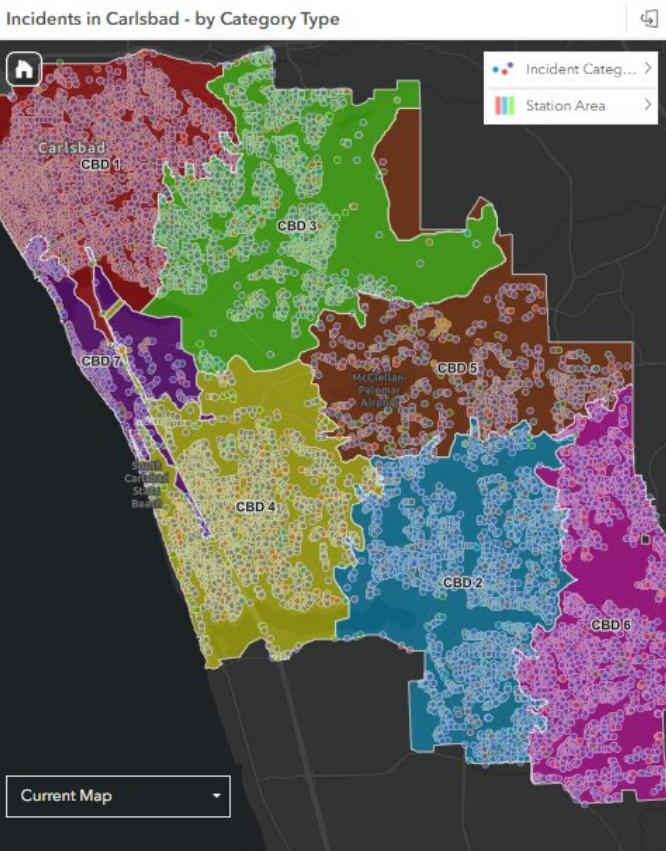
CBD Responded?

☒ No ☒ Yes



Year

☒ 2019 ☒ 2020 ☒ 2021 ☒ 2022



Filter: Year

Search for a value

- Select All
- 2019
- 2020
- 2021
- 2022
- 2023

Filter: Month

Search for a value

- Select All
- 01 - January
- 02 - February
- 03 - March
- 04 - April
- 05 - May

Filter: Category

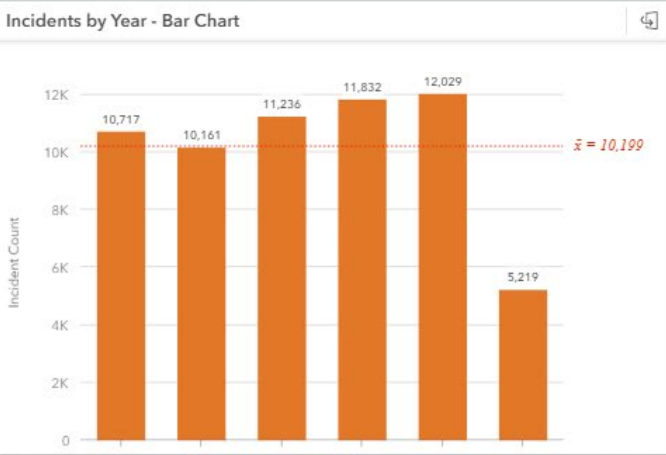
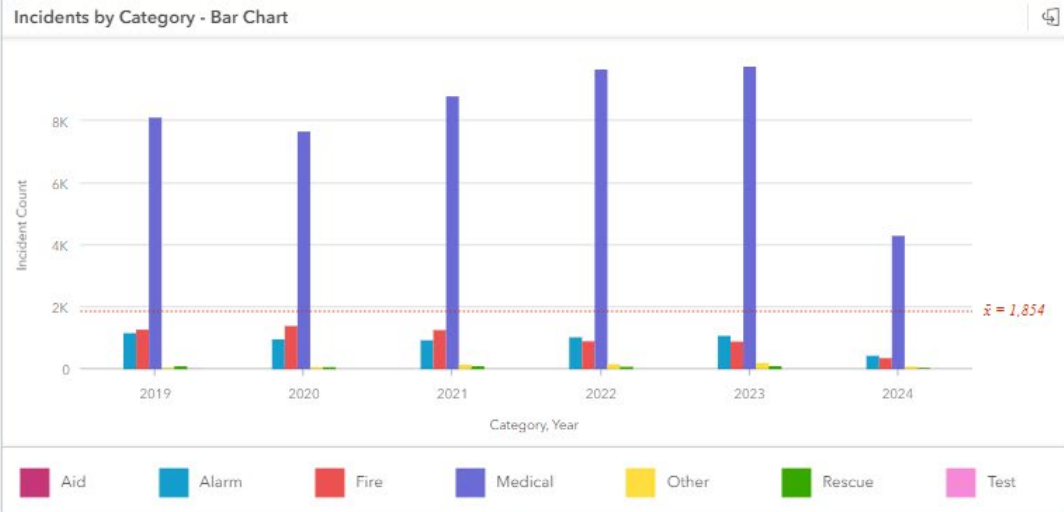
Search for a value

- Select All
- Aid
- Alarm
- Fire
- Medical
- Other

Filter: CBD Responded?

Search for a value

- Select All
- No
- Yes

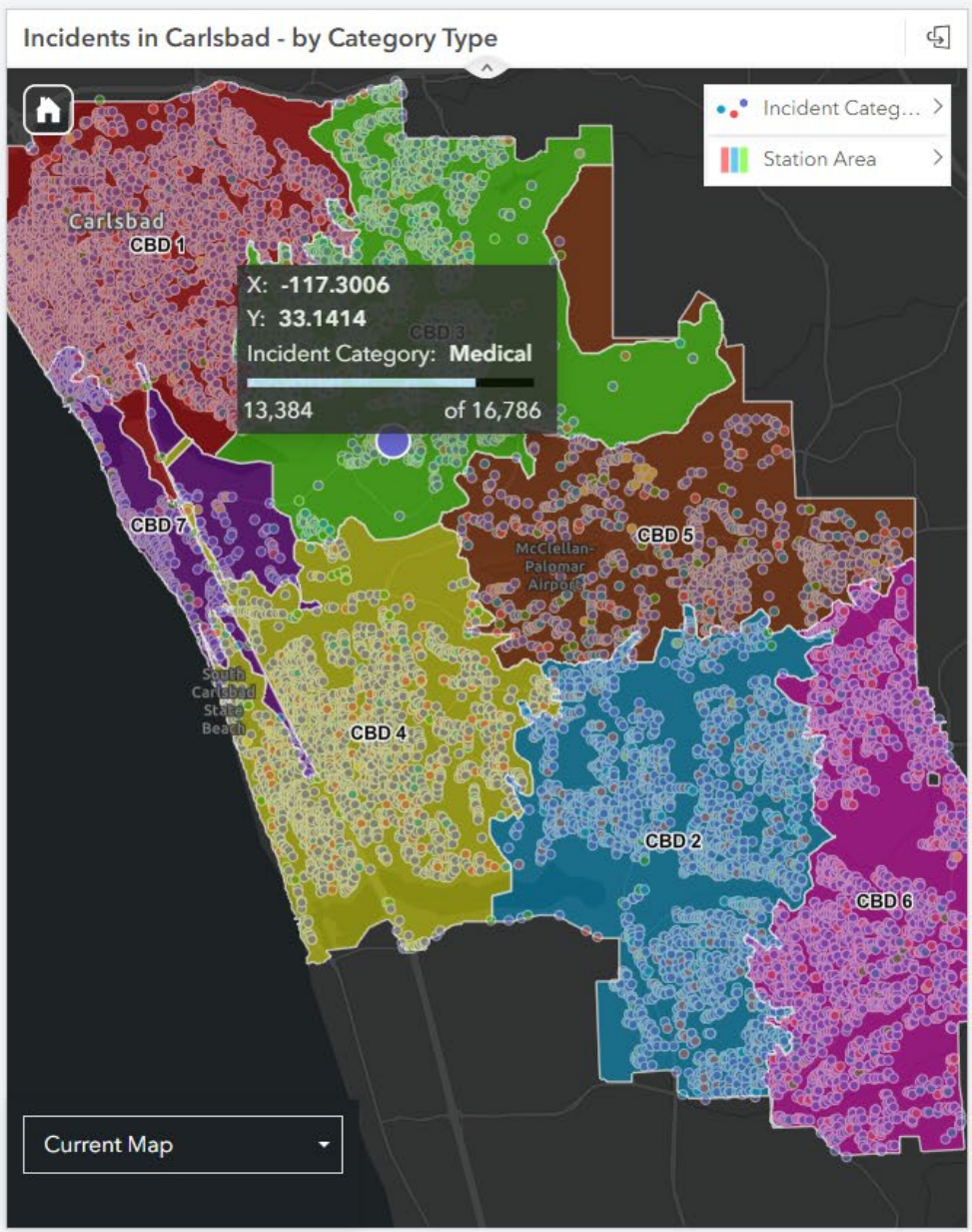


Incidents by Category

Year	Incident Category	Incident Count
2019	Alarm	1,161
	Fire	1,274
	Medical	8,116
	Other	49
	Rescue	95
	Test	22
	Aid	1
2020	Alarm	963
	Fire	1,394
	Medical	7,666
	Other	66
	Rescue	65
	Test	6
	Aid	1

Reference - Incident Type Category

Incident Cat...	Incident Type	Incident Count
Aid	MA - TASK FORCE	1
	ALARM - APT/CONDO	649
	ALARM - COMMERCIAL	3,009
Alarm	ALARM - MEDICAL	840
	ALARM - RESIDENTIAL	1,094
	AIRCRAFT - ALERT 1	3
	AIRCRAFT - ALERT 2	48
	AIRCRAFT - ALERT 3	5
	AIRCRAFT - DOWN	3
	EXPLOSIVE DEVICE	35
	FIRE - BOAT - OPEN WATER	3
	FIRE - ONE AGENCY UNIT	3,548
	FIRE - ONE UNIT	1,259



Filter: Year

Search for a value

- Select All
- 2019
- 2020
- 2021
- 2022
- 2023

Filter: Month

Search for a value

- Select All
- 01 - January
- 02 - February
- 03 - March
- 04 - April
- 05 - May

Filter: Category

Search for a value

- Select All
- Aid
- Alarm
- Fire
- Medical
- Other

Filter: CBD Responded?

Search for a value

- Select All
- No
- Yes



SUICIDE ATTEMPT

Units: RA106,E144

Details: 3C 1128B7 PREPLN: RPNAME: TEXT: LOC CMTS: TIME: 14:18:06

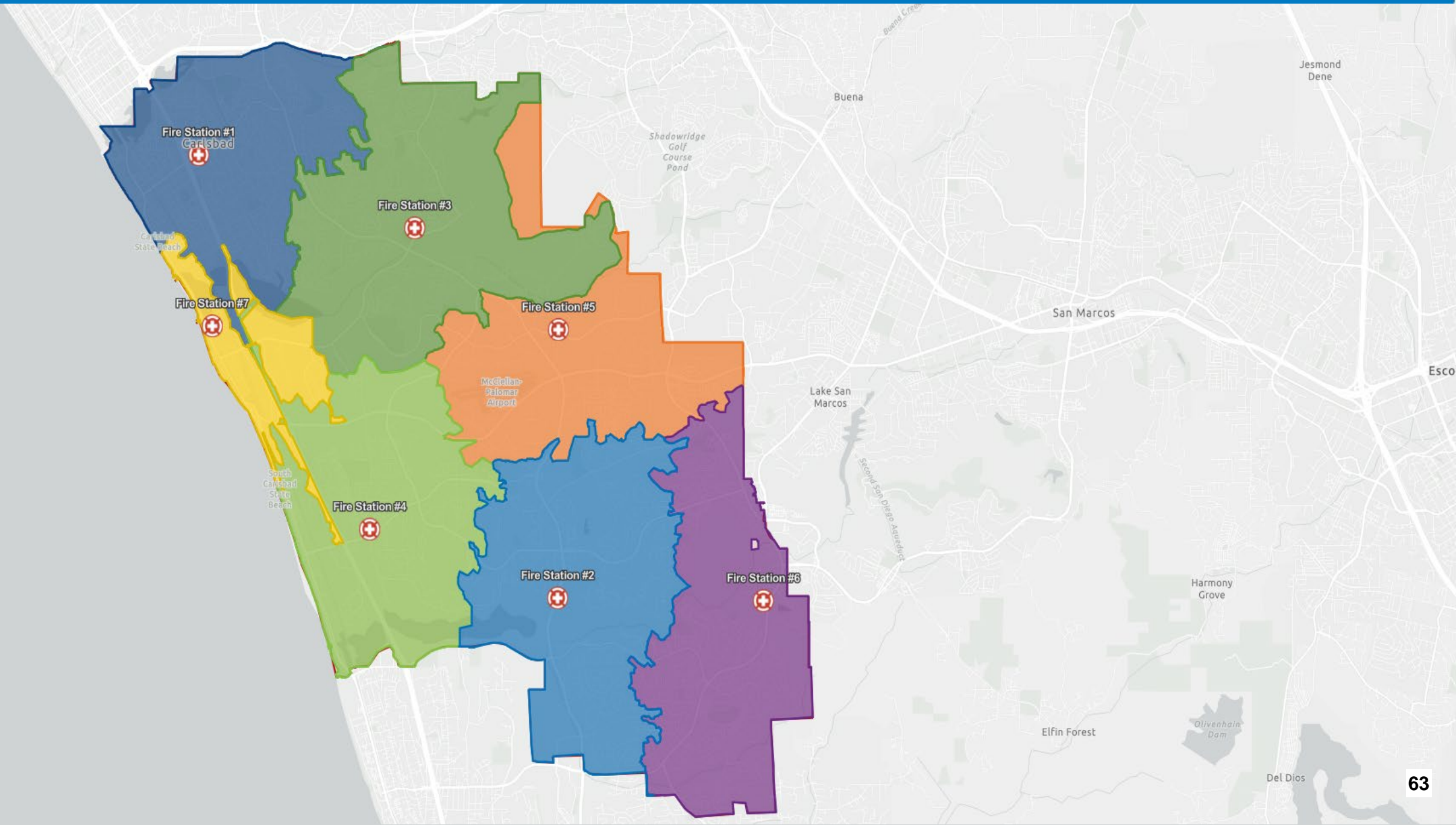
02:46:04

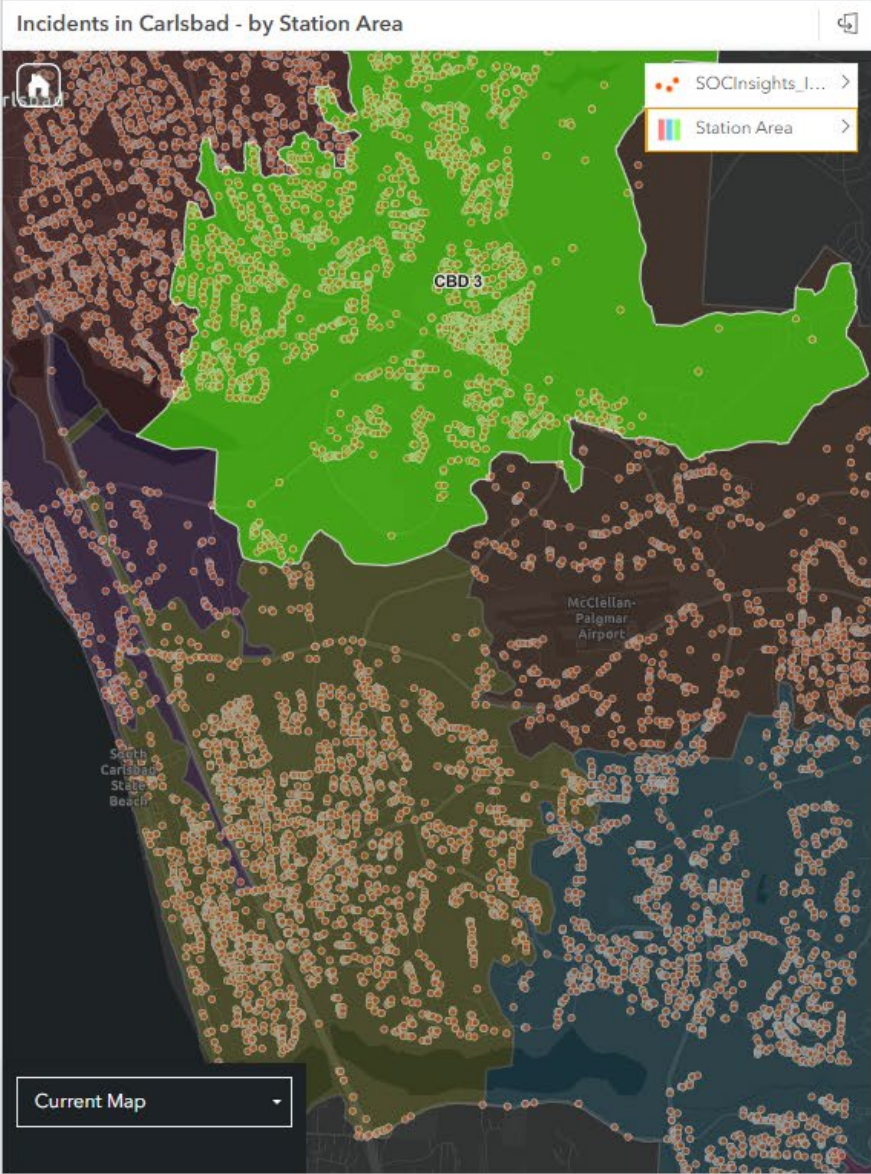


Area Hospitals

	ENRT	ARR	AVG	MAX
Paradise Valley Hospital	1	1		
Scripps Mercy Chula Vista	0	0	00:07:24	00:07:24
Sharp Chula Vista Medical Center	1	2	00:17:11	00:31:05
Sharp Coronado Hospital	1	0		
Alvarado Hospital Medical Center	0	1	00:12:02	00:12:02
Kaiser Zion Medical Center	1	3	00:39:28	01:07:44
Sharp Grossmont Hospital	2	3	00:44:34	00:57:43
Kaiser San Diego Medical Center	0	0		
Naval Medical Center, San Diego	0	0		
Rady Children's Hospital	0	0		
Scripps Mercy San Diego	1	4	00:40:33	01:07:34
Sharp Mary Birch Hospital	0	0		
Sharp Memorial Hospital	1	5	00:40:53	01:16:32
UCSD Medical Center	1	1	00:24:14	00:24:14
UCSD Medical Center	1	2	00:26:47	00:40:20
UCSD Medical Center-Poway	1	0		
UCSD Medical Center-Encinitas	3	1	00:27:09	00:27:09
UCSD Medical Center-La Jolla	2	2	00:37:51	00:44:27
UCSD Medical Center	0	2	00:17:01	00:17:01
UCSD La Jolla-Thornton	0	1	01:02:46	01:02:46
Naval Hospital, Camp Pendleton	0	0		
Scripps Green Hospital	0	0		

First Arriving





Filter: Year

Search for a value

- Select All
- 2019
- 2020
- 2021
- 2022
- 2023

Filter: Month

Search for a value

- Select All
- 01 - January
- 02 - February
- 03 - March
- 04 - April
- 05 - May

Filter: Category

Search for a value

- Select All
- Aid
- Alarm
- Fire
- Medical
- Other

Filter: CBD Responded

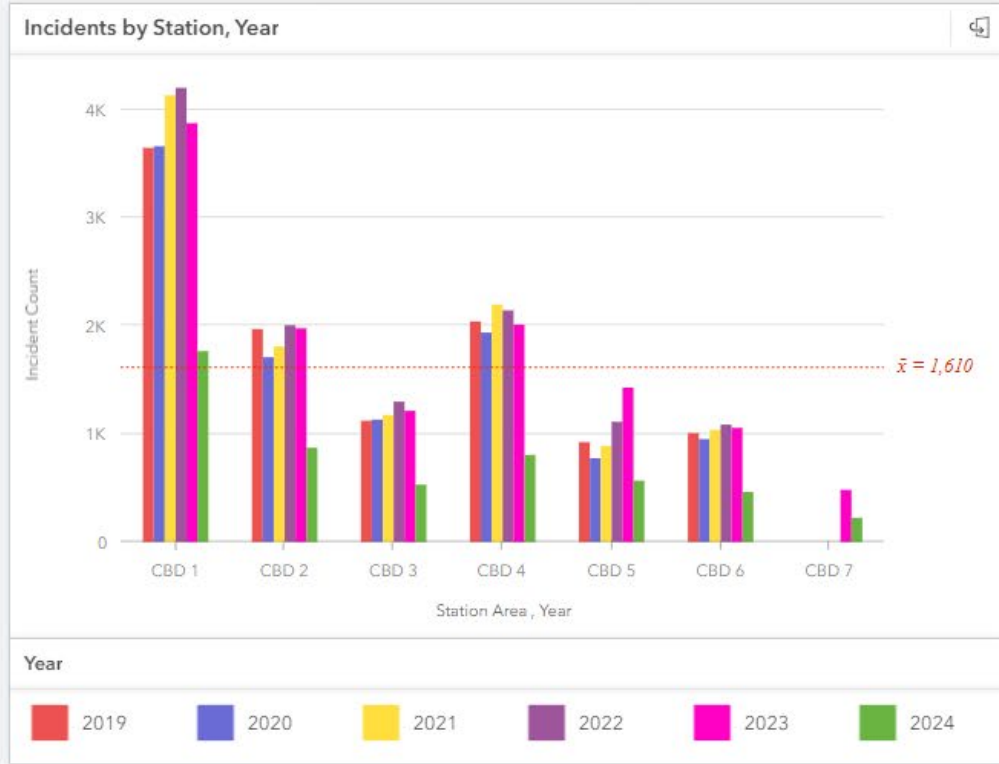
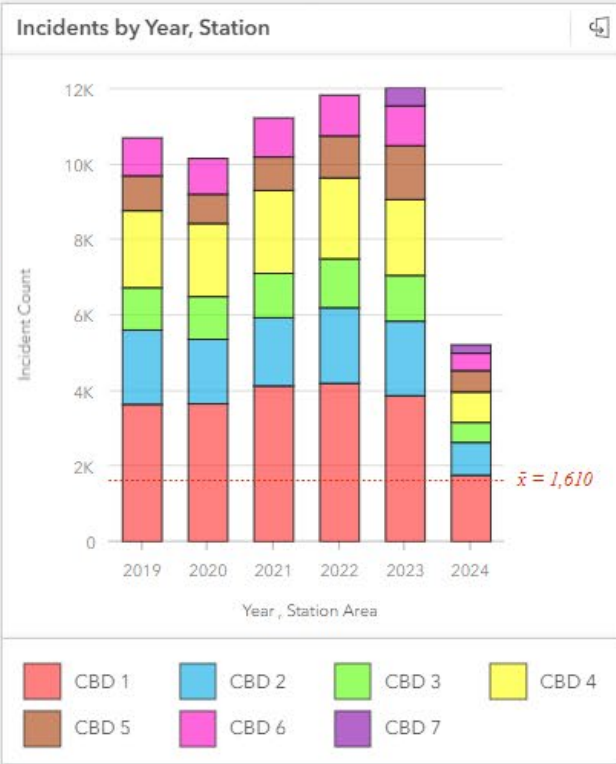
Search for a value

- Select All
- No
- Yes

Filter: Station Area

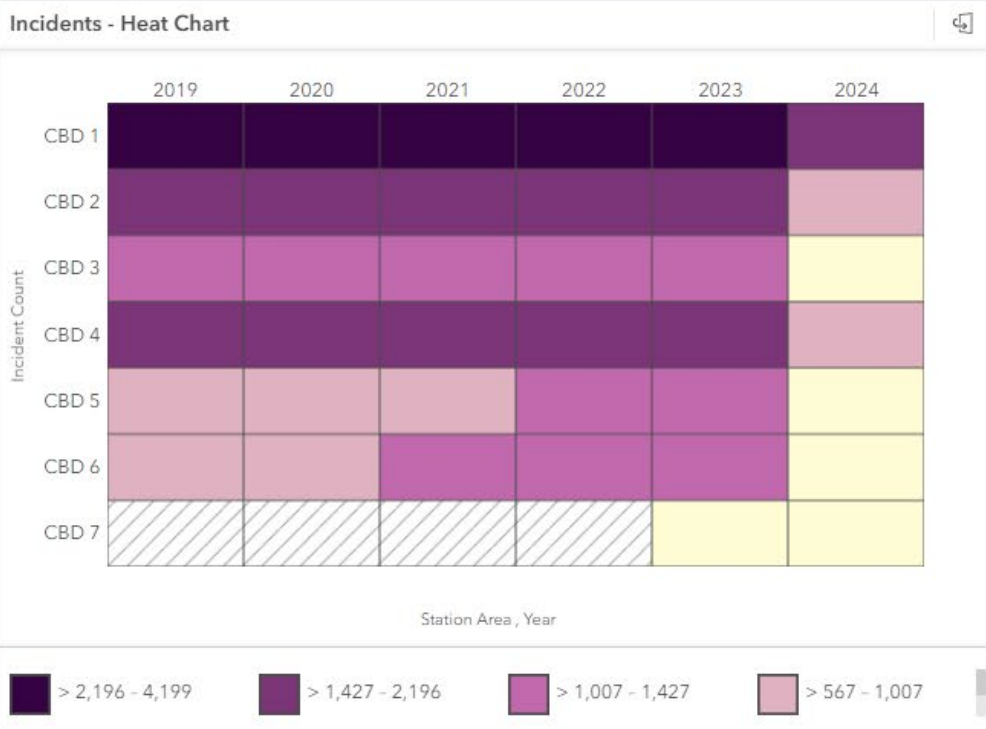
Search for a value

- Select All
- CBD 1
- CBD 2
- CBD 3
- CBD 4
- CBD 5

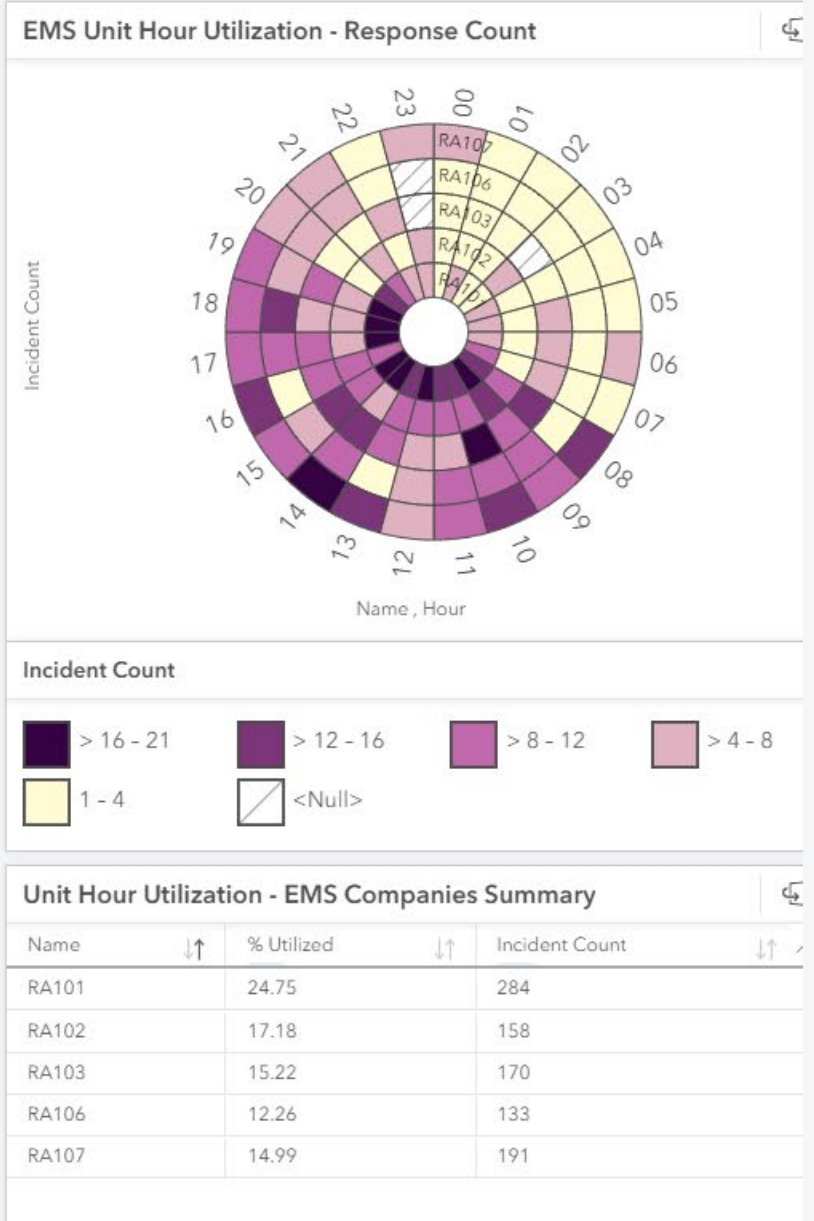
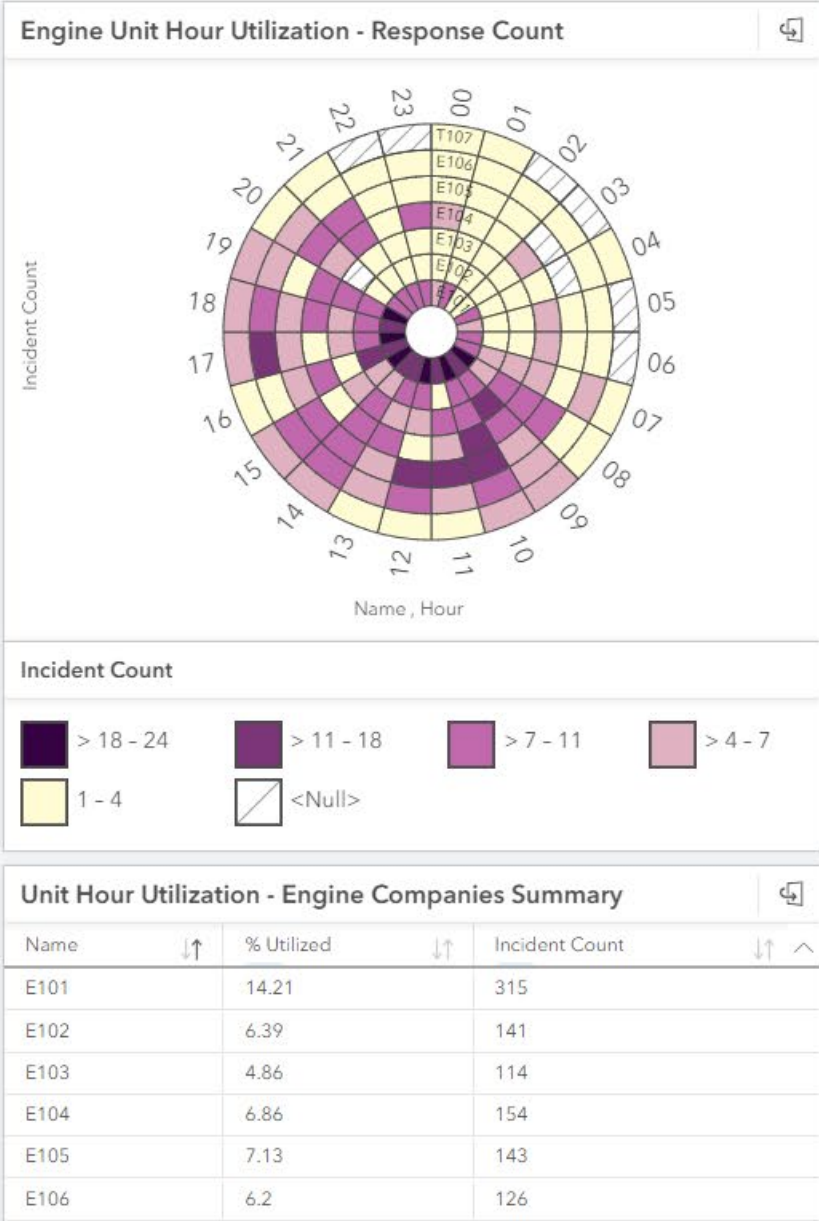
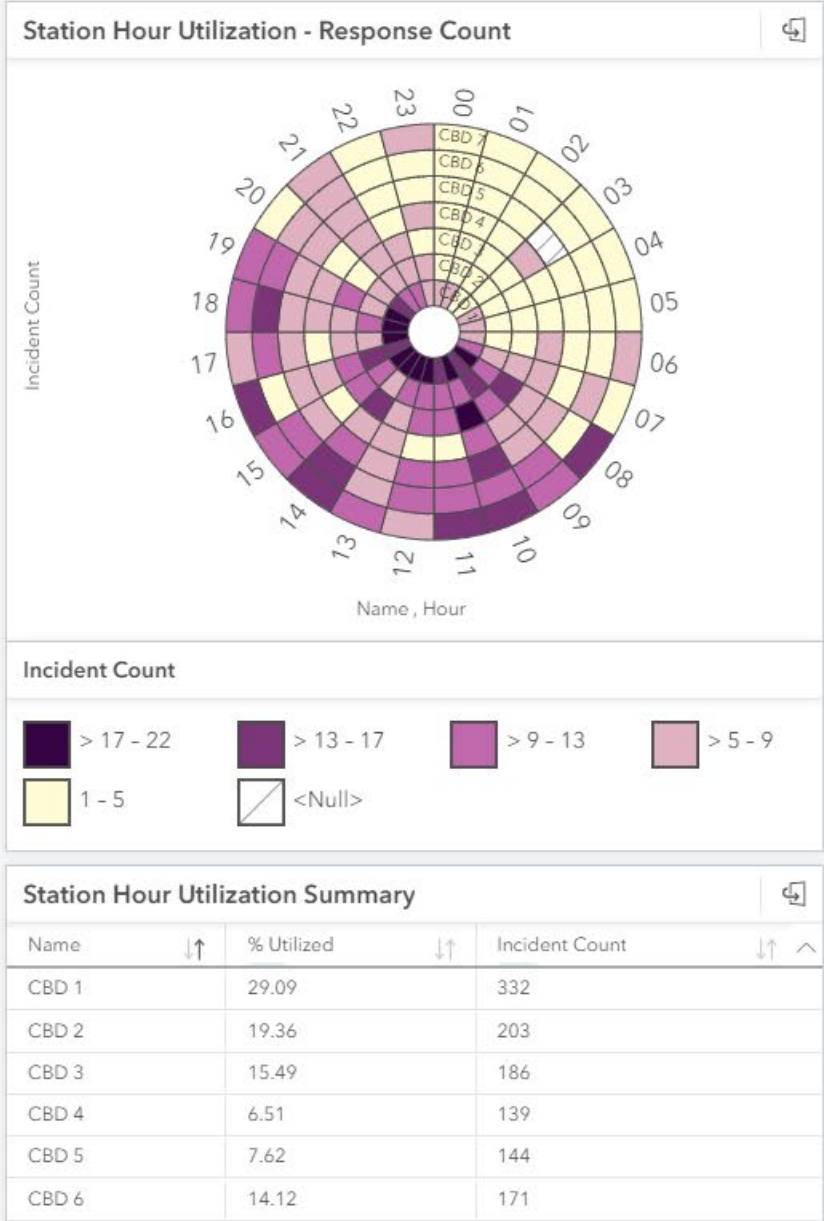


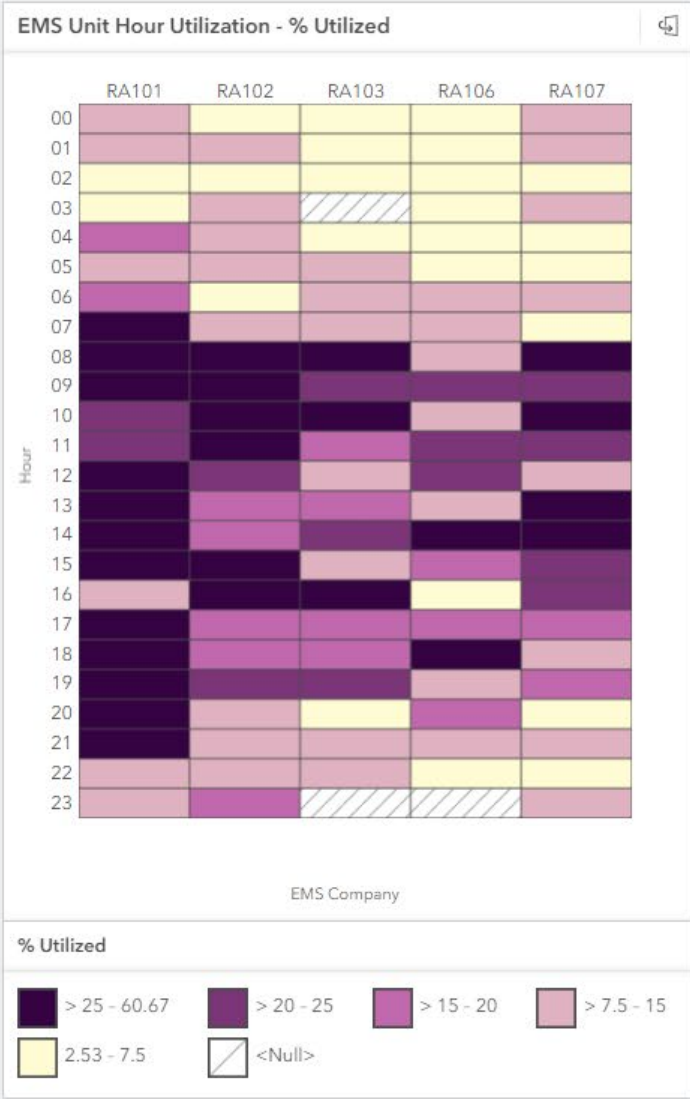
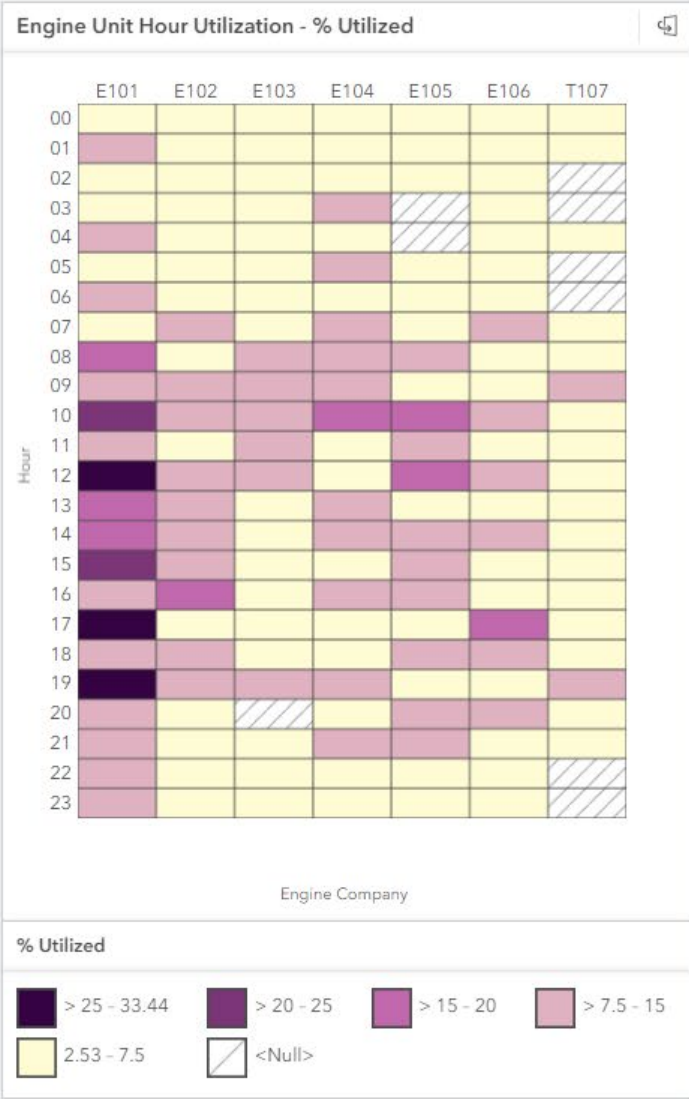
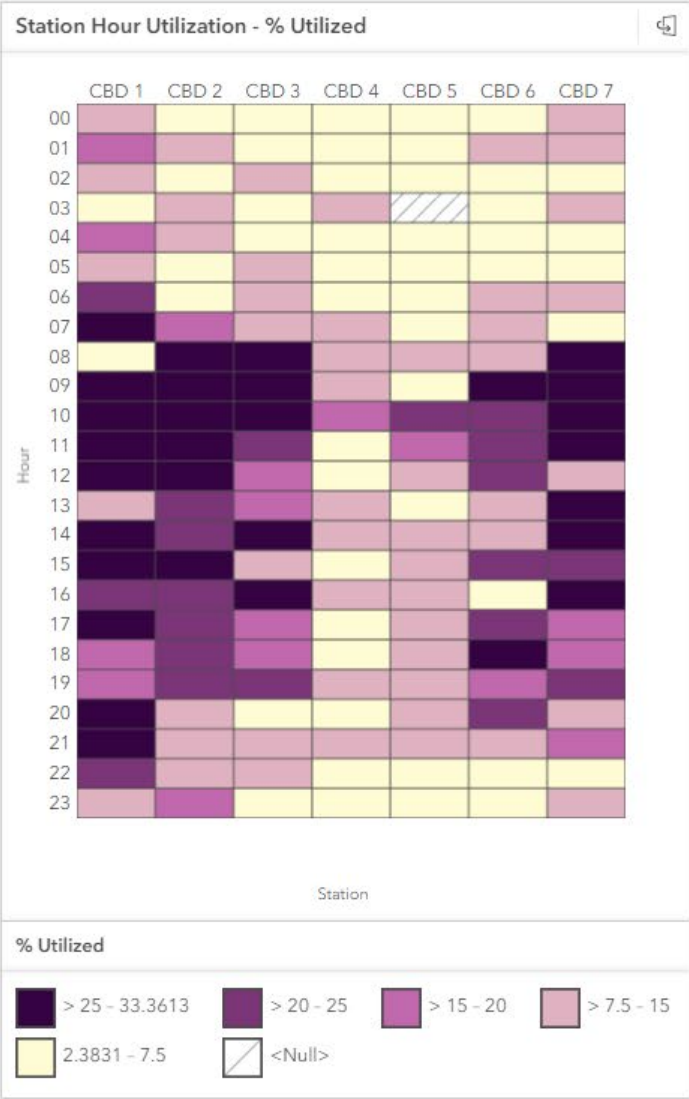
Incidents by Year, Station		
Year	Station Area	Incident Count
2019	CBD 1	3,644
	CBD 2	1,969
	CBD 3	1,121
	CBD 4	2,039
	CBD 5	923
	CBD 6	1,007
2020	CBD 1	3,659
	CBD 2	1,708
	CBD 3	1,131
	CBD 4	1,936
	CBD 5	774
	CBD 6	951
2021	CBD 1	4,130
	CBD 2	1,809
	CBD 3	1,175
	CBD 4	2,196
Total		61,184

Incidents by Station, Year		
Station Area	Year	Incident Count
CBD 1	2019	3,644
	2020	3,659
	2021	4,130
	2022	4,199
	2023	3,872
CBD 2	2019	1,969
	2020	1,708
	2021	1,809
	2022	2,004
	2023	1,975
CBD 3	2019	1,121
	2020	1,131
	2021	1,175
	2022	1,297
Total		61,184



Description: Incidents located in Carlsbad jurisdiction, grouped by Station Area map. Note, totals might be slightly different due to geospatial map.





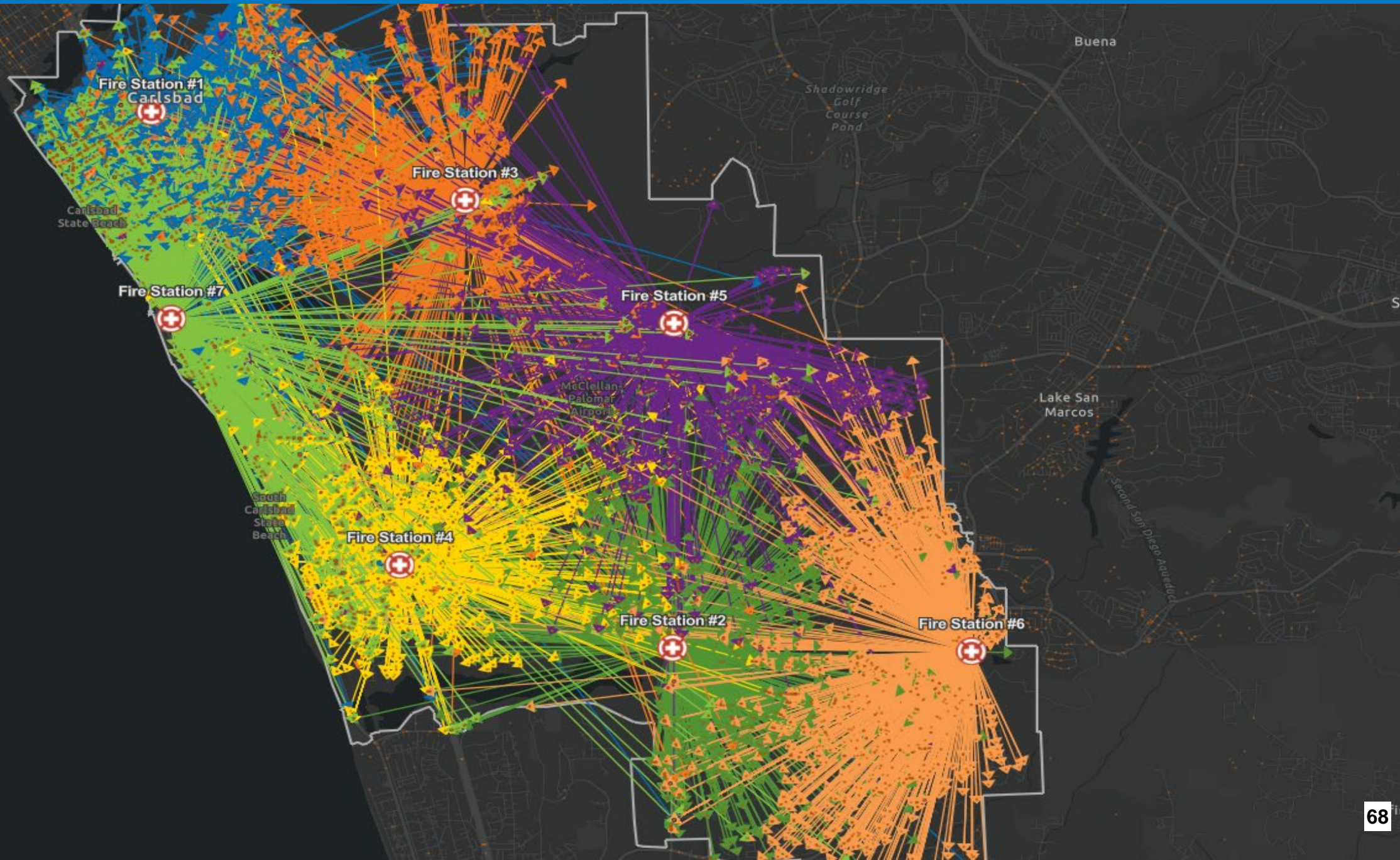
Filter: Jurisdiction

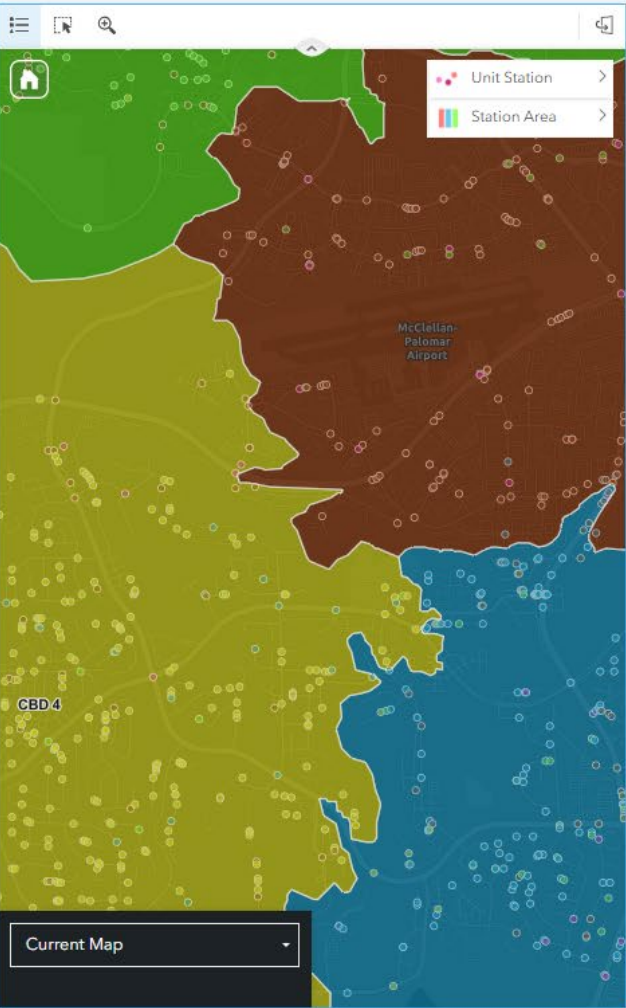
All

Filter: Response Date Interval

Search for a value

2024-Q1	910
2024-Q5	888
2024-Q4	891
2024-Q3	893
2024-Q2	871
2024-Q1	885
2023-Q4	912
2023-Q3	912
2023-Q2	912
2023-Q1	940
2023-12	896
2023-11	892
2023-10	882
2023-09	890
2023-08	898
2023-07	901
2023-06	892
2023-05	901
2023-04	875





Filter: Year

Search for a value

2019

2020

2021

2022

2023

2024

Filter: Month

Search for a value

Select All

01 - January

02 - February

03 - March

04 - April

05 - May

Filter: Jurisdiction

Search for a value

Select All

CAL FIRE

CAMP PENDLETON

CARLSBAD FD

DEL MAR FD

DISPATCH

Filter: Responding Juris...

Search for a value

Select All

CAL FIRE

CAMP PENDLETON

CARLSBAD FD

CSA 17 AREA

DEL MAR FD

Filter: Assigned Station

Search for a value

Select All

CBD 1

CBD 2

CBD 3

CBD 4

CBD 5

Filter: Station Area

Search for a value

Select All

CBD 1

CBD 2

CBD 3

CBD 4

CBD 5

Filter: Is Emergency

Search for a value

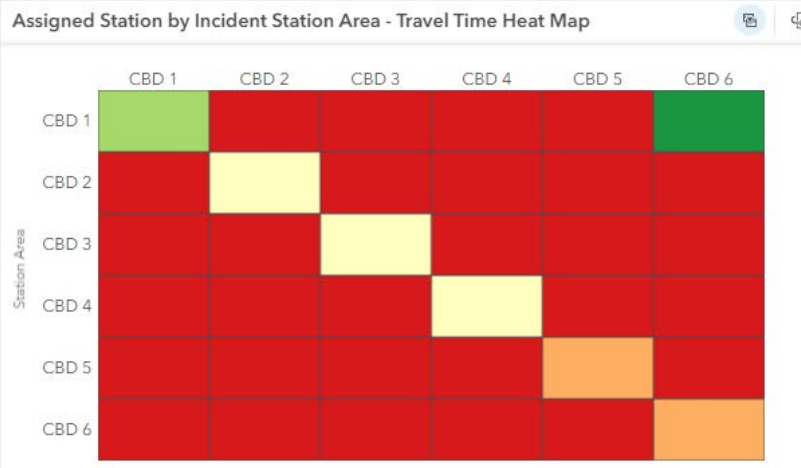
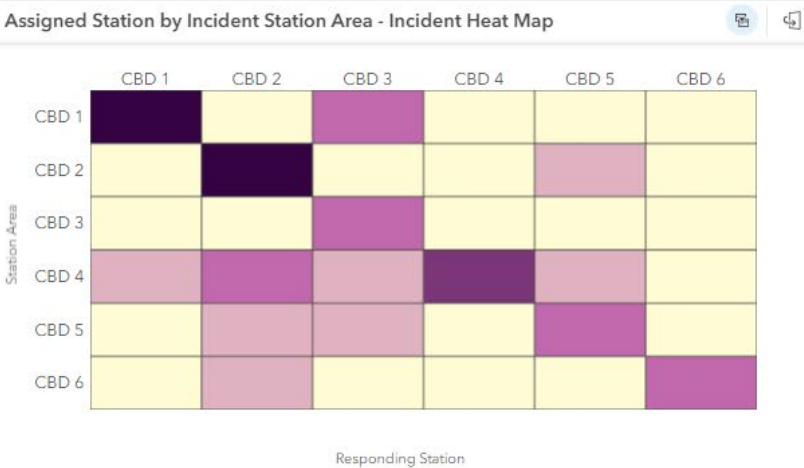
Select All

DO NOT DISPATCH

Emergency

Non-Emergency

Other



Responses by Station Area

Station A...	Unit Stati...	Travel Ti...	Travel Co...	Total Count
CBD 1	CBD 1	5.45	4,161	4,597
	CBD 2	12.00	24	52
	CBD 3	8.58	668	879
	CBD 4	10.23	71	108

Responses by Station Area - Total

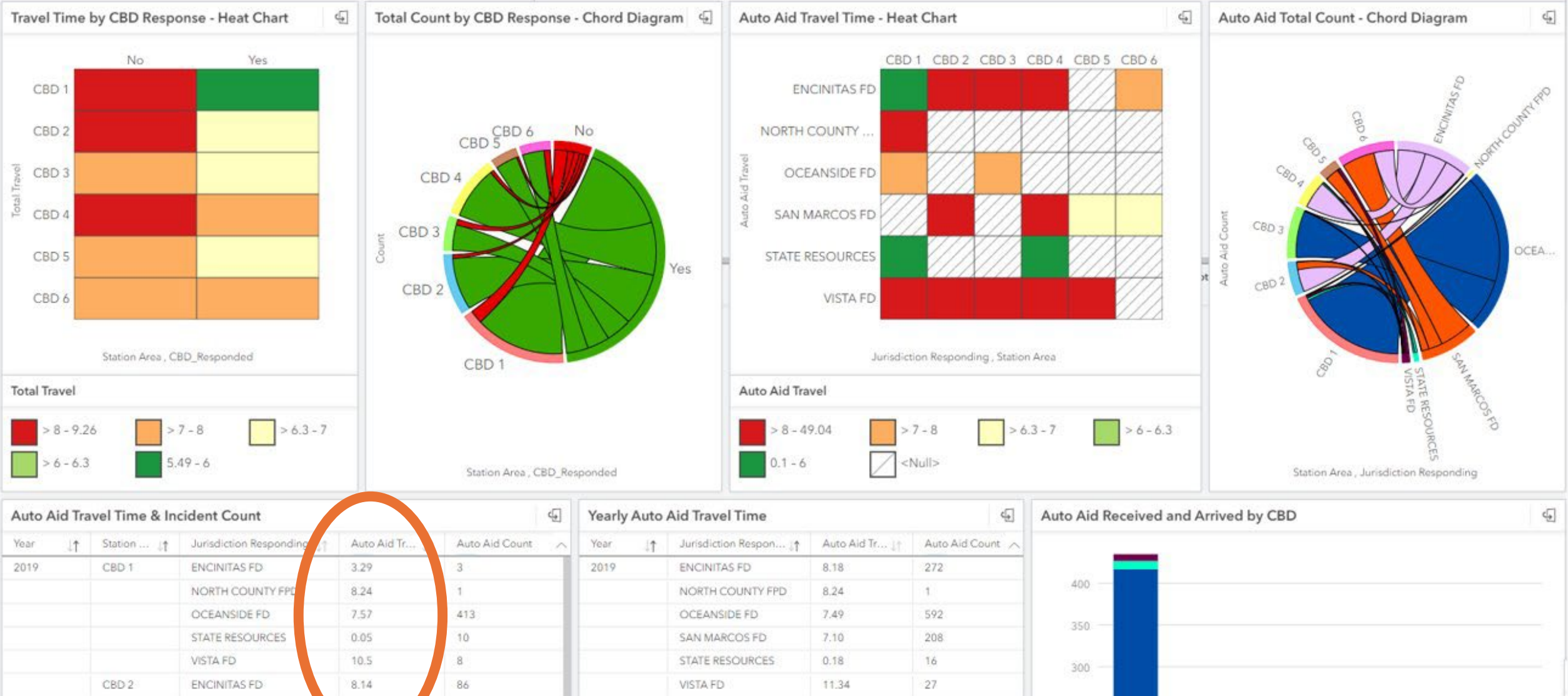
Station A...	Travel Ti...	Travel Co...	Total Count
CBD 1	6.58	5,012	5,814
CBD 2	7.43	2,893	3,321
CBD 3	7.39	1,437	1,635
CBD 4	9.18	3,023	3,744

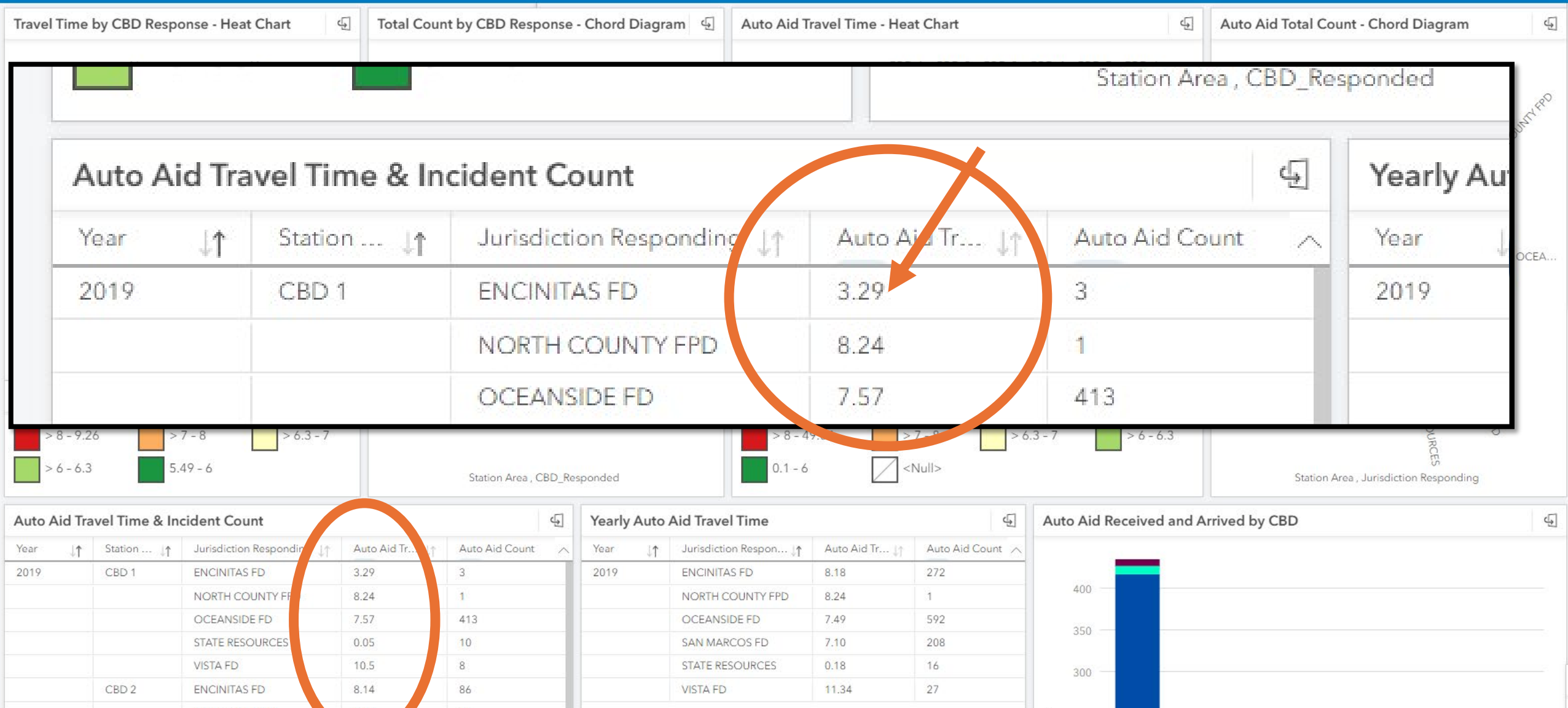
Responses by Responding Station

Unit Stat...	Station A...	Travel Ti...	Travel Co...	Total Count
CBD 1	CBD 1	5.45	4,161	4,597
	CBD 2	9.51	17	33
	CBD 3	9.19	121	150
	CBD 4	9.49	405	528

Responses by Responding Station - Total

Unit Stat...	Travel Ti...	Travel Co...	Total Count
CBD 1	6.57	4,728	5,340
CBD 2	8.29	3,739	4,339
CBD 3	8.48	2,518	3,027
CBD 4	7.10	1,648	1,932





↑ EMERGENCY

↙ Main Lobby
Admitting

↑ CT/MRI
Patient Discharge



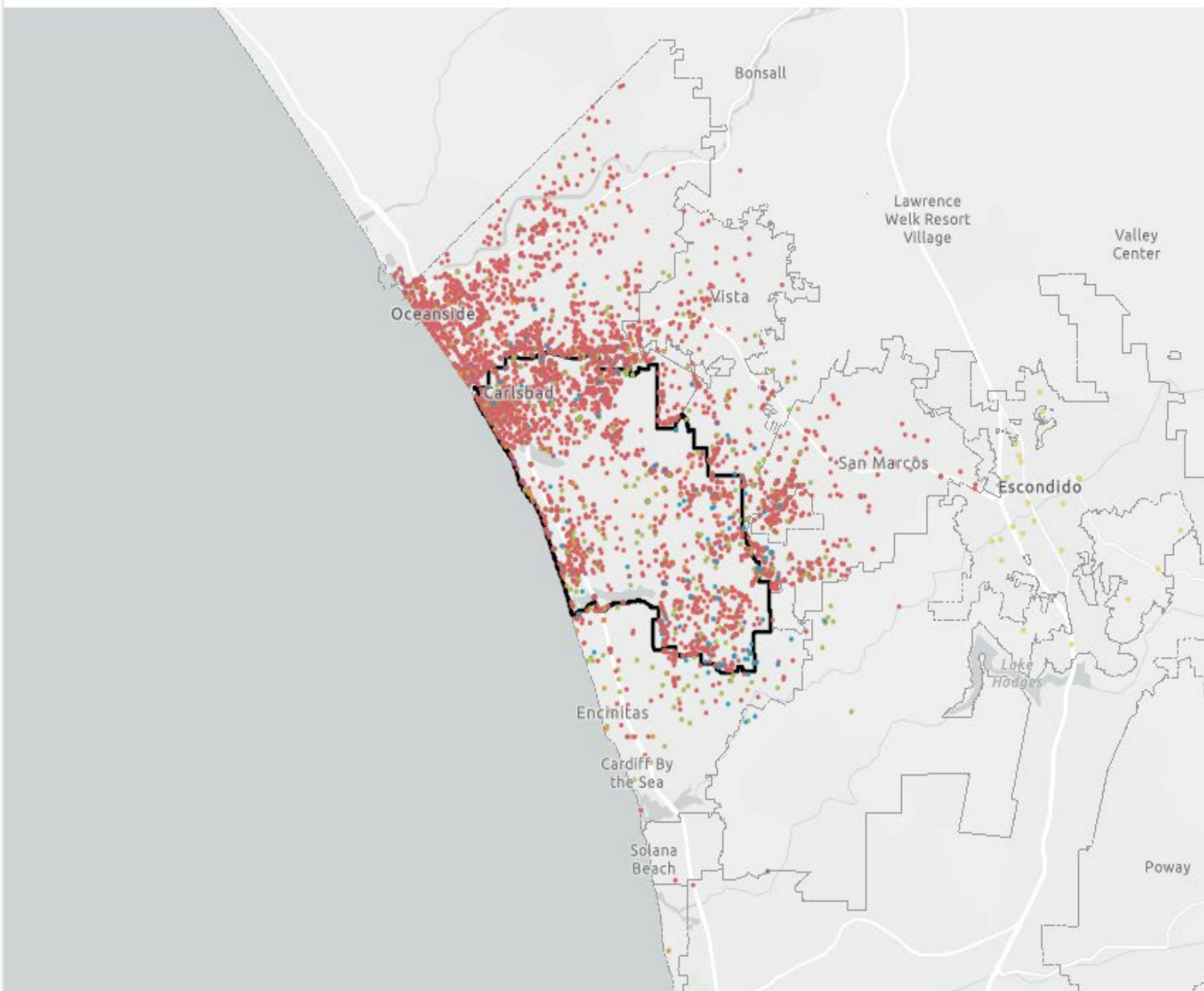


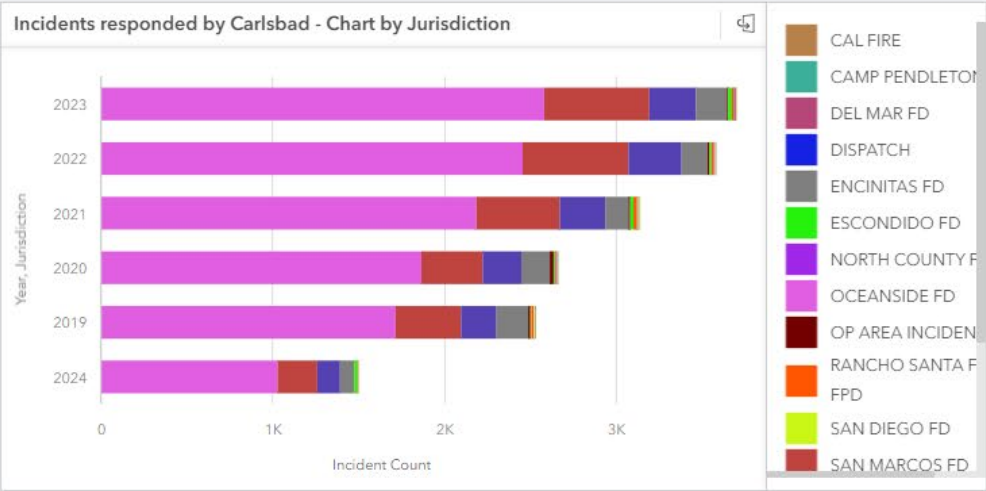
2023 Auto Aid Requests Given

 3,700

2023 Auto Aid Requests Received

 3,303





Incidents responded by Carlsbad - by Jurisdiction

Year	Jurisdiction	Incident Count
2019	CAMP PENDLETON	2
	CARLSBAD FD	10,018
	DEL MAR FD	4
	ENCINITAS FD	184
	ESCONDIDO FD	6
	NORTH COUNTY FPD	1
	OCEANSIDE FD	1,711
	OP AREA INCIDENTS	13
	RANCHO SANTA FE FPD	13
	SAN MARCOS FD	381
	SOLANA BEACH FD	5
		Total 74,596

Carlsbad Response - by Year

Year	Count of Incidents by Year
2019	12,546
2020	12,200
2021	13,630
2022	14,714
2023	15,095
2024	6,411
Total 74,596	

Opportunity

- Dynamic visualized data
- Significantly lower cost
- Incredible visibility
- Agile
- Greater opportunity for insights and collaboration

Challenges

- Snapshot in time
- Costly to develop
- Limited visibility
- Rigid



THANK YOU!

Nick Ordille, Assistant Chief
David Graham, Chief Innovation Officer

June 21, 2024